

FACT BOOK

2020-2021



INSTITUTIONAL RESEARCH & TESTING
FERRIS STATE UNIVERSITY

January 2021

Dear Colleague:

The *Ferris State University Fact Book* is an annual project conducted as a service to the university community by the Office of Institutional Research and Testing, in the Division of Student Affairs. This 30th edition is a document designed to answer the most frequently asked questions about Ferris State University.

New additions to the Fact Book this year include: Full-Time Degree Seeking Transfer Students Persistence Rates, found in the Enrollment section and First Generation College Students Percent Receiving Aid, found in the Financial Aid section. Also included are, Associate Degree Graduates Continuing Education in a Bachelor's Degree at Ferris State, found in the Alumni section.

To access the current Fact Book, as well as previous editions on the Ferris State University website, go to www.ferris.edu and click on "Resources", "Institutional Research & Testing." Under the Institutional Research heading, select "Fact Book Downloads." As an alternative, you can simply type the words "Fact Book" in the search box located on the Ferris homepage. There are also excel files from the Fact Book that can be accessed under the heading "Fact Book Excel Files". This includes Enrollment by Program by College, Degrees Conferred by Program by College, Enrollment Summary, and Enrollment Summary by College.

We would like to thank the many offices that assist us with the development of the information for the Fact Book. Please do not hesitate to contact us if you have any questions or have ideas for future editions of the Fact Book.

Robin Carter
Research & Testing Analyst

Mitzi Day
Director of Institutional Research

Ferris State University
Division of Student Affairs
Office of Institutional Research and Testing
CSS 313
(231) 591-3628

Link to Fact Book Downloads: <https://ferris.edu/admissions/testing/factbook/homepage.htm>

Link to Fact Book Excel Files: <https://ferris.edu/admissions/testing/factbook/excelpage.htm>

TABLE OF CONTENTS

GENERAL INFORMATION

Mission Statement/Vision Statement/Core Values	1
History/Location/Campus Size/Academic Colleges/Academic Services	2
Admissions/Educational Programs/Financial Aid	3
Accreditation	4
Student Costs/Tuition	5
Kendall Student Costs/Tuition	7
Athletics/Center for Latin@ Studies/Diversity and Inclusion Office.....	8
Entertainment Unlimited/Center for Leadership, Activities and Career Services (CLACS)	9
Corporate & Professional Development Center	10
Educational Counseling and Disabilities Services Office	11
Extended & International Operations	12
Library (FLITE)	13
Library (FLITE) Statistics	14
Gifts to the University.....	15
Housing & Residence Life	16
Information Technology Services	17
Intramural and Recreational Sports	18
Kendall College of Art and Design.....	19
Multicultural Student Services/Transfer and Secondary School Partnerships	22
Retention and Student Success/Student Affairs/Student Employment	23
Ferris Buildings and Points of Interest	24
Ferris State University Calendar	32
Telephone Numbers (frequently used).....	33
Educational Grants and Scholarships/Institutional Loans	34

ENROLLMENT

Total Headcount Enrollment	43
Enrollment by County (map)	44
Enrollment by State (map).....	45
Enrollment by County.....	46
Enrollment by State & Country.....	47
5-Year Enrollment by College	48
Percent of Students by College.....	49
FYES Enrollment per FTE Faculty	50
Enrollment Summary	51
Enrollment Summary by College (On/Off/Online/KEN & Gender)	52
Enrollment Summary by College (AS & BU).....	53
Enrollment Summary by College (ED & TE)	54
Enrollment Summary by College (HP & KE)	55
Enrollment Summary by College (OP & PH)	56
Enrollment Summary by College (CP & UN)	57
Comparative Enrollment Report by College (Gender by Degree Level).....	58
Enrollment by College and Class Level.....	59
Degree and Non-Degree Seeking Student Enrollment	60
Headcount Enrollment by Student Level Full-Time and Part-Time (On/Off/Online/KEN & Gender)	61
FTE Enrollment by Student Level Full-Time and Part-Time (On/Off/Online/KEN & Gender)	62
Comparative Fall Enrollment and SCH Production by Site	63

TABLE OF CONTENTS

Student Credit Hours by College.....	64
SCH/FTE/FYES	65
Total Headcount Enrollment Compared to FTE.....	66
Enrollment by Race/Ethnicity	67
Ethnic Distribution by College	68
Enrollment by Program (Arts & Sciences).....	69
Enrollment by Program (Business)	72
Enrollment by Program (Education & Human Services).....	74
Enrollment by Program (Engineering Technology).....	76
Enrollment by Program (Health Professions)	78
Enrollment by Program (Kendall College of Art & Design)	80
Enrollment by Program (Michigan College of Optometry at FSU).....	82
Enrollment by Program (Pharmacy)	82
Enrollment by Program (College of Professional & Technological Studies).....	82
Enrollment by Program (University College)	83
FTIAC Profile Fall Enrollment (Gender/Ethnicity/FT & PT/Campus/HS GPA, ACT, SAT).....	84
FTIAC Profile Fall Enrollment by Michigan County	85
FTIAC Profile Fall Enrollment by Top 20 High Schools and Top 20 Majors	87
FTIAC Profile Fall Enrollment by States and Countries	88
Transfer Enrollment by (Gender/Ethnicity/FT & PT/Campus/HS GPA, ACT, SAT)	89
Transfer Enrollment by Michigan County	90
Transfer Enrollment by Top 20 Majors	92
Transfer Profile Fall Enrollment by States and Countries	93
FTIAC Fall-to-Fall Retention Rates	94
FTIAC 2 to 6 Year Graduation Rates	95
FTIAC Fall-to-Fall Retention & College Semester by Semester Retention	96
FTIAC Percent Earning 30 FSU Credits 1 st to 2 nd Yr./Average Number Credits Taken.....	97
Full-Time Degree Seeking Transfer Students 1 st to 2 nd Yr. Persistence Rates	97
Transfer In Students	98
Transfer Out Students	99
Enrollment Summary of Students by Age.....	100
NCAA Graduation Rates.....	101

DEGREES

Degrees Conferred by Program (Arts & Sciences)	103
Degrees Conferred by Program (Business)	105
Degrees Conferred by Program (Education & Human Services).....	107
Degrees Conferred by Program (Engineering Technology)	108
Degrees Conferred by Program (Health Professions)	110
Degrees Conferred by Program (Kendall College of Art & Design)	111
Degrees Conferred by Program (Michigan College of Optometry at FSU)	112
Degrees Conferred by Program (Pharmacy)	112
Degrees Conferred by Program (College of Professional & Technological Studies)	112
Degrees Conferred by Program (University College)	112
Degrees Conferred at Ferris State University	113
Approved Programs.....	114

TABLE OF CONTENTS

FACULTY/STAFF

University Staff by Job Category & Gender (Full-Time)	121
University Staff by Job Category & Gender (Part-Time)	122
University Staff by Job Category & Gender (Total)	123
Faculty and Staff by Race/Ethnicity and Gender	124
Student Employee by Race/Ethnicity and Gender.....	125
Distinguished Teacher Awards.....	126

ORGANIZATIONAL CHARTS (Effective as of December)

Board of Trustees.....	127
Executive Division	128
President’s Council	129
Academic Affairs Division	130
Office of Academic Affairs	131
Academic Affairs Division/College of Arts & Sciences	132
Academic Affairs Division/College of Business	133
Academic Affairs Division/College of Engineering Technology.....	134
Academic Affairs Division/College of Health Professions	135
Academic Affairs Division/College of Pharmacy	136
Kendall College of Art & Design	137
Academic Affairs Division/Michigan College of Optometry at FSU	138
Academic Affairs Division/Retention and Student Success	139
Academic Affairs Division/Extended & International Operations	140
Academic Affairs Division/Library	141
Administration and Finance Division	142
Office of the Vice President & General Counsel	143
Student Affairs Division	144
Student Affairs Division/Enrollment Services	145
Student Affairs Division/Student Life.....	146
University Advancement and Marketing Division	147

ALUMNI

Alumni by State	149
Alumni by Country.....	150
Alumni by College	151
Placement Rates/Associate Degree Graduates That Continue Their Education.....	152
Recipients of Alumni Awards	153

FINANCIAL AID

Financial Aid Applicants & Aid Awarded.....	155
Financial Aid Disbursements/Student Loan Debt/Three-Year Official Cohort Default Rate.....	156

TABLE OF CONTENTS

BUDGET

General Fund Operating Budget.....	157
Revenue Summary.....	158
Expenditure Summary	159

FACILITIES

Statement of Facilities at the Big Rapids Campus (General Fund).....	161
Statement of Facilities at the Big Rapids Campus (Non-General Fund).....	162
Ferris State University Campus Map.....	163
Directions to Ferris State University Big Rapids Campus	164

MICHIGAN PUBLIC UNIVERSITY COMPARISONS

Enrollment Michigan Public Universities	165
Summary of Tuition & Fees/Room & Board	166
Annual Room and Board Costs	167
Annual Tuition and Required Fees.....	168
Financial Aid as a Percent of Total General Fund Spending	169
Full-Year Equated Students	170
Instruction as a Percent of Total General Fund Spending	171
Instructional Cost (Spending) per Student	172
Plant Spending as a Percent of Total General Fund Spending.....	173
State Appropriations per FYES.....	174
Student-to-Faculty Ratio.....	175
Ferris State University Non-Discrimination Statement	

GENERAL INFORMATION

MISSION STATEMENT

Ferris State University prepares students for successful careers, responsible citizenship, and lifelong learning. Through its many partnerships and its career-oriented, broad-based education, Ferris serves our rapidly changing global economy and society.

VISION STATEMENT

Building on the vision of our founders, Ferris State University will be an agile and transformational university. By integrating theory and practice, we will foster opportunity, discovery and professional preparation for a dynamic global society.

CORE VALUES

- **Collaboration:** Ferris builds partnerships within the university and the global community that promote shared goals and success.
- **Diversity:** Ferris commits to be an inclusive university community that respects the dignity of the individual and promotes the acceptance of others.
- **Ethical Community:** Ferris implements policies, procedures, and actions to promote transparency, advance our mission and foster integrity, civility, and respect within and beyond the university.
- **Excellence:** Ferris dedicates itself to innovation and quality execution that sustains and promotes relevance in a changing world through best practices and benchmarking.
- **Learning:** Ferris promotes hands-on, transformative learning; balancing theory and practice; encouraging teamwork and innovation; and emphasizing critical thinking—all are fundamental elements of career success.
- **Opportunity:** Ferris honors the legacy of our founders by encouraging and supporting all who wish to acquire the knowledge, leadership, and communication skills that are the foundations of personal success.

GENERAL INFORMATION

HISTORY

Established in 1884 by Woodbridge N. and Helen Gillespie Ferris, the University today continues its founders' vision of providing a career-oriented education that meets the challenges of a changing economy. Woodbridge, a distinguished Michigan educator and politician who served two terms as the state's governor and was an elected United States Senator, and Helen, co-founder and teacher, built their school on the concept of not only providing students with marketable skills, but giving students opportunities regardless of race, age, or status. Ferris was a private institute until 1950, when it joined the state higher education system. The college obtained university status in 1987.

LOCATION

Ferris State University's main campus is in Big Rapids, a west central Michigan town of approximately 10,600 in the vacation-recreation region. In addition to being home of Ferris State University, Big Rapids is the county seat of Mecosta County. The 930-acre campus is readily accessible by the US-131 expressway and state highway M-20. Big Rapids is 55 miles north of Grand Rapids and within 200 miles of Chicago and Detroit.

CAMPUS SIZE

Main Big Rapids campus - 789.06 acres
West M-20 property - 80.0 acres
Axtmann Property - 61.18 acres
Total Main campus property - 930.24 acres

ACADEMIC COLLEGES

College of Arts and Sciences*
College of Business*
College of Engineering Technology
College of Health Professions
College of Pharmacy
Kendall College of Art and Design
Michigan College of Optometry at FSU

ACADEMIC SERVICES

Extended and International Operations
Ferris Library for Information, Technology and Education (FLITE)
Retention and Student Success

*Effective Fall 2020, the College of Education & Human Services was closed.
Programs and students were moved to the Colleges of Arts and Sciences and Business.

ADMISSIONS

Current admission criteria for new students require all incoming freshmen students to submit official high school transcripts or official GED scores and if available, ACT or SAT test prior to an admission decision. Transfer students are required to submit official transcripts from all colleges attended as well as official high school transcripts and test scores to achieve a complete academic profile. Students fulfilling both university and program entrance requirements will be granted admission to the University.

EDUCATIONAL PROGRAMS

Ferris offers more than 190 educational programs through the Colleges of Arts and Sciences, Business, Engineering Technology, Health Professions, Kendall College of Art and Design, Michigan College of Optometry, Pharmacy, and the offices of Extended and International Operations as well as Retention and Student Success. These programs lead to doctorate, master, bachelor, and associate degrees, as well as certificates. Master's degrees are offered specifically in Business Administration, Career and Technical Education, Criminal Justice, Curriculum and Instruction, Educational Leadership, Fine Arts, Information Security and Intelligence, Nursing, and Social Work. Doctoral degrees offered at Ferris are in Community College Leadership, Nursing Practice, Optometry and Pharmacy.

Each college offers a cluster of related programs that are targeted to prepare students for specific careers, responsible citizenship, and lifelong learning.

FINANCIAL AID

More than 83% of the students presently enrolled in a degree-granting program at Ferris State University receive some type of financial aid through federal, state, institutional, private, and other sources including scholarships, grants, loans, and student employment. Ferris State University awards more than \$150 million in student aid annually.

Financial aid is primarily based on financial need and is intended to assist students whose families lack the total resources needed to pay for college. Information on financial aid programs available at Ferris may be obtained by contacting the Office of Scholarships and Financial Aid at (231) 598-8210 or via the internet at <http://www.ferris.edu/> and clicking on the Admissions & Aid link. See Financial Aid details on pages 157-158.

GENERAL INFORMATION

FERRIS STATE UNIVERSITY ACCREDITATION

FSU and Kendall College of Art and Design are accredited by The Higher Learning Commission

Kendall College of Art and Design is an accredited institutional member of The National Association of Schools of Art and Design

Accrediting Agencies

Accreditation Commission for Education in Nursing, Inc. (ACEN)
Accreditation Board for Engineering & Technology – Computing Accreditation Commission (ABET – CAC)
Accreditation Council for Business Schools and Programs (ACBSP)
Accreditation Council for Collegiate Graphic Communications, Inc. (ACCGC)
Accreditation Council for Pharmacy Education (ACPE)
Accreditation Council on Optometric Education (ACOE)
Accreditation Council on Optometric Education (ACOE)
Accreditation Council on Optometric Education (ACOE)
Accreditation Council on Optometric Education (ACOE)
Accreditation Council on Optometric Education (ACOE)
Accreditation Council on Optometric Education (ACOE)
Accreditation Council on Optometric Education (ACOE)
Accreditation Council on Optometric Education (ACOE)
Accreditation Council on Optometric Education (ACOE)
American Council for Construction Education (ACCE)
American Pharmacists Association (APhA)/American Society of Health Systems Pharmacists (ASHP)
ASE Education Foundation
ASE Education Foundation
Commission on Accreditation for Health Informatics and Information Management Education (CAHIIM)
Commission on Accreditation for Health Informatics and Information Management Education (CAHIIM)
Commission on Dental Accreditation (CODA)
Commission on Accreditation of Allied Health Education Program (CAAHEP)
Commission on Accreditation for Respiratory Care (CoARC)
Council for the Accreditation of Educator Preparation (CAEP)
Council for Interior Design Accreditation (CIDA)
Council on Social Work Education (CSWE)
Engineering Technology Accreditation Commission of ABET (ETAC-ABET)
Engineering Technology Accreditation Commission of ABET (ETAC-ABET)
Engineering Technology Accreditation Commission of ABET (ETAC-ABET)
Engineering Technology Accreditation Commission of ABET (ETAC-ABET)
Engineering Accreditation Commission of ABET (EAC-ABET)
Engineering Technology Accreditation Commission of ABET (ETAC-ABET)
International Facility Management Association (IFMA)
Joint Review Committee on Education in Radiologic Technology (JRCERT)
Joint Review Committee on Educational Programs in Nuclear Medicine Technology (JRCNMT)
MI Commission of Law Enforcement Standards (MCOLES)
National Accrediting Agency for Clinical Lab. Sciences (NAACLS)
National Accrediting Agency for Clinical Lab. Sciences (NAACLS)
National Accrediting Agency for Clinical Lab. Sciences (NAACLS)
National Architectural Accrediting Board
National Cancer Registrars Association (NCRA)
Professional Golfers' Association of America (PGA)
Public Relations Society of America (PRSA)
United States Tennis Association (USTA)

Academic Program

Nursing - BSN and MSN Program
Information Security and Intelligence BS
Ferris State University College of Business
Graphic Communications and Graphic Media Management
Pharmacy
Residency in Ocular Disease at Special Eye Institute
Residency in Ocular Disease, Battle Creek VA Med. Ctr.
Residency in Primary Eye Care & Ocular Disease, VA
Northern Indiana Health Care Systems, Ft. Wayne
Residency in Ocular Disease, Wyoming Health Care Center VA
Residency in Primary Care, Henry Ford OptimEyes, West Bloomfield
Residency in Ocular Disease and Primary Care, John D. Dingell VA Medical Center, Detroit
Residency in Cornea and Contact Lenses, Michigan College of Optometry at Ferris State University
Residency in Pediatric and Binocular Vision, Michigan College of Optometry at Ferris State University
Residency in Community Health & Primary Care, Cherry Health, Heart of the City Health Center
Construction Management, BS
SpartanNash, Ferris State University and Community Pharmacy Practice Residency
Animal Care Facility
Heavy Equipment Service Engineering Technology, BS
Nutrition & Food Service Management, AAS
Health Information Management
Health Information Technology
Dental Hygiene
Diagnostic Medical Sonography
Respiratory Care
School of Education
Interior Design, Kendall College of Art and Design
Social Work Program
Automotive Engineering Technology
Electrical/Electronic Engineering Technology, BS
Industrial Electronics Technology, AAS
Mechanical Engineering Technology (AAS and BS programs)
Surveying Engineering, BS
Welding Engineering Technology, BS
Facility Management
Radiography
Nuclear Medicine
Criminal Justice-Law Enforcement Track
Medical Laboratory Technology
Medical Laboratory Science
Molecular Diagnostics
Master of Architecture, Kendall College of Art and Design
Cancer Information Management Certificate
PGA Golf Management
Public Relations Program
Professional Tennis Management

Source: Academic Affairs

STUDENT COSTS

The average annual cost for a Michigan resident to attend Ferris (based upon 2020-21 rates) including tuition for 15 credits, room and board, fees, and estimated academic and personal expenses is \$25,802 for Freshmen/Sophomores and \$26,612 for Juniors/Seniors.

2020-21 Costs	Semester	Year
Undergraduate US, US Territories & Canada		
Freshmen/Sophomore Tuition (15 credits)	\$6,645	\$13,290
Junior/Senior Tuition (15 credits)	\$7,050	\$14,100
Room & Board (Bronze or Silver)	\$4,825	\$9,650
Sub-Total Freshmen/Sophomore	\$11,470	\$22,940
Sub-Total Junior/Senior	\$11,875	\$23,750
Books & Supplies (estimate)	\$408	\$816
Personal Expenses (estimate)	\$939	\$1,878
Refundable Fees *	\$84	\$168
Total Expenses (estimate) Freshmen/Sophomore	\$12,901	\$25,802
Total Expenses (estimate) Junior/Senior	\$13,306	\$26,612

Tuition Summary**Full-Time Student** (15 credits)

Undergraduate (International)		
Freshmen/Sophomore	\$10,725	\$21,450
Junior/Senior	\$11,340	\$22,680

Undergraduate Student	Freshmen/Sophomore	Junior/Senior
US, US Territories & Canada **	\$443/credit	\$470/credit
International	\$715/credit	\$756/credit

Graduate Student

US, US Territories & Canada	\$659/credit
International	\$989/credit

Doctoral Student	\$746/credit
-------------------------	--------------

Professional Student

	<u>Pharmacy</u>	<u>Optometry</u>
US, US Territories & Canada		
New Student ***	\$867/credit	\$840/credit

Non-Resident		
New Student ***	\$867/credit	\$840/credit

*If requested during the first five days of the semester, the Racquet Facility fee, Student Activity fee, Student Government fee, and the Health Center fee will be deleted from the student's account. Cash refunds will only be granted for the Student Activity and the Student Government fee if the student's account is paid in full, and only during the first week of classes.

**As of Fall 2018, U.S. residents and Canadians have the same undergraduate tuition rate.

***Beginning 2017-18 Phasing out Non-Resident rate for Pharmacy and Optometry (4-5-year process).

GENERAL INFORMATION

STUDENT COSTS continued

Suites and Apartments

East Campus Suites w/Central Air (2 bedroom/person)	\$4,209/semester	\$8,418/Academic year
East Campus Suites w/Central Air (4 bedroom/person)	\$3,134/semester	\$6,268/Academic year
West Campus Apts. Single Per Room w/o Central Air (single student)	\$2,991/semester	\$5,982/Academic year
West Campus Apts. Single Per Room w/Central Air (single student)	\$3,131/semester	\$6,262/Academic year
West Campus Apts. Single Per Room w/Central Air 4-bedroom unit (single student)	\$3,447/semester	\$6,894/Academic year
West Campus Apts. Family 2 Bedroom	\$4,762/semester	\$9,524/Academic year
West Campus Apts. Family 3 Bedroom	\$5,204/semester	\$10,408/Academic year

KENDALL COLLEGE OF ART AND DESIGN OF FERRIS STATE UNIVERSITY

2020/2021 Tuition & Fees

Tuition per Credit Hour

Resident Undergraduate Gen Ed - US, US Territories, & Canada Freshmen/Sophomore	\$443
Resident Undergraduate Gen Ed - US, US Territories, & Canada Junior/Senior	\$470
Resident Undergraduate Studio - US, US Territories, & Canada	\$1,021
International General Education Freshmen/Sophomore	\$715
International General Education Junior/Senior	\$756
International Studio	\$1,628
Graduate - MFA/MAE/M.Arch/MADE/MAVCS	\$1,112
Graduate – MBA	\$659
Dual Enrollment General Ed (\$822 per 3 credit class)	\$282
Dual Enrollment Studio (\$870 per 3 credit class)	\$298

Tuition Summary 2020-21 (15 credits/semester)

	Semester	Year
Resident UG General Ed		
Freshmen/Sophomore	\$6,645	\$13,290
Junior/Senior	\$7,050	\$14,100
Resident UG Studio - US, US Territories, & Canada	\$15,315	\$30,630
International General Education		
Freshmen/Sophomore	\$10,725	\$21,450
Junior/Senior	\$11,340	\$22,680
International UG Studio	\$24,420	\$48,840
MFA/MAE Graduate/M.Arch/MADE/MAVCS	\$16,830	\$33,660
Resident MBA Graduate, Design & Innovation Mgmt.	\$9,885	\$19,770

Related Fees

Deferred Payment Plan	\$30	Parking Card Deposit	\$20
Digital Resource Class Fee	\$108	Print Management Fee	\$108
Enrollment Deposit/Matriculation Fee	\$150	3D Studio Course Fee	\$74
Fashion Studies Studio Fee	\$175	Student Life Fee	\$20
Locker Rental	\$45	Studio Card	\$10
Metals/Jewelry Course Fee	\$76	Studio Deposit	\$103
Model/Life Drawing Fee	\$67	Studio Space Rental grad (per semester)	\$0
Orientation Fee	\$55	Technology Fee	\$175
Photography Course Fee	\$43	Transcript Fee	\$5
Printmaking Course Fee	\$130	WAVE Bus Pass	\$3

Late Payment Penalty – 2% Of Unpaid Balance

GENERAL INFORMATION

ATHLETICS

The Ferris State University Bulldogs are members of the National Collegiate Athletic Association (NCAA). Varsity teams compete in the Western Collegiate Hockey Association (NCAA Division I) in ice hockey and the Great Lakes Intercollegiate Athletic Conference (NCAA Division II) in all other sports. Ferris student athletes participate in 17 varsity sports. Individual men and women teams are: golf, tennis, basketball, indoor and outdoor track, and cross country. Women may additionally participate in varsity: softball, soccer and volleyball. Men may participate in varsity: hockey and football.

CENTER FOR LATIN@ STUDIES (CLS)

The Center for Latin@ Studies helps students get to and through college by building on and celebrating their cultural identity. CLS is the home of the Promesa Pathways, which are composed of Promesa Avancemos, a middle school college and STEM career exploration program; Promesa Summer Success, an early summer college bridge program for rising high school juniors and seniors; Promesa Scholars, an academic leadership program focused on Latin@ student success using a culturally responsive pedagogy; and Amigos de Promesa Scholars, an internship readiness program partnered with CLACS and the West Michigan Hispanic Chamber of Commerce.

DIVERSITY AND INCLUSION OFFICE

The Diversity and Inclusion Office works with the entire Ferris State University community to support the core values, mission, and vision of the University, and to ensure that diversity and inclusion, in their many forms, are understood, respected, and valued. The Diversity and Inclusion Office at Ferris State University guides efforts to conceptualize, assess, and cultivate diversity and inclusion as institutional and educational resources.

More specifically, the Diversity and Inclusion Office will:

- Be a strong advocate for diversity and inclusion;
- Introduce diversity into the systems, structures, and culture of the University;
- Provide expertise and leadership on diversity and inclusion related matters, for example, faculty recruitment and retention issues, and the educational impact of diversity;
- Lead University-wide diversity planning and implementation efforts, resulting in a collaborative vision of diversity and inclusion;
- Help develop policies to make the campus more welcoming and inclusive;
- Identify strategies to enhance the compositional diversity profile of students, faculty, and staff;
- Provide resources and direction for infusing diversity into the curriculum; and,
- Offer annual assessment of the University's progress toward implementing the Diversity and Inclusion Plan.

ENTERTAINMENT UNLIMITED (EU)

Entertainment Unlimited, the campus programming board, is made up of motivated students that have a general interest in entertainment and enjoy planning and implementing campus events. Events include guest speakers, comedy shows, films, novelties, and live music performances including the annual Music Takes Action benefit concert. EU is open to all students with some general membership requirements.

CENTER FOR LEADERSHIP, ACTIVITIES AND CAREER SERVICES (CLACS)

This department assists students in finding their fit at Ferris State while preparing for their future career by engaging them in activities and leadership development outside of the classroom. CLACS provides opportunities for students to put their skills to use while planning events, leading registered student organizations, volunteering their time to help the community, and attending a variety of conferences and workshops. The Center for Leadership, Activities and Career Services offers six distinct resource areas:

Activities - Provides a place to go when looking for things to do on campus. Multiple activities take place every day and the CLACS staff will help you find something you enjoy doing. Event planning assistance is available to all students to ensure a successful event. Homecoming, Bulldog Beginnings, Fridays at Ferris, Five Star speakers and more are coordinated through CLACS.

Student Organizations - Helps to keep students involved and connected to the University. There are more than 220 registered student organizations (RSOs), including club sports, Greek-letter organizations, spiritual groups, honor societies, student government, professional associations and more. Students can find a suitable or fitting organization themselves or they can learn how to start a new organization. Students can find out more about RSOs on Bulldog Connect, the student organization management platform.

Fraternity & Sorority Life - Embracing the long-held history and values of fraternities and sororities, this office works to empower Greek-letter organization members to continue the legacy to advance their missions. The office offers recruitment information, support with activities, and plans Greek Week and Hazing Prevention Week. At the core, fraternal membership offers an opportunity for leadership, scholarship, service, and building community.

Leadership - Helps students gain and use leadership skills through campus and community involvement. All students have access to a variety of leadership workshops, a leadership conference, LeaderShape Institute, and many RSO's to practice leadership. Students have access to Bulldog Connect, an internet-based software package that allows students to manage their achievements and student organization business. Bulldog Connect also allows students to create and produce a record transcript that displays proof of their leadership and activities outside of the classroom. The end of the year Torchbearer Awards Ceremony offers emerging and seasoned leaders' recognition for their efforts.

Volunteering and Community Engagement - Volunteer opportunities are shared with students who are seeking agencies to assist. Further community engagement experiences are offered to become civically engaged, raise money, or collect donations to meet community needs.

GENERAL INFORMATION

Career Services - Assists students with career planning, career research, skills attainment, job search, document preparation, interviewing, internships and job postings for success in the workplace. Students/alumni have access to Handshake, which is a state-of-the-art internet-based software package that allows students to write résumés, post their résumé for employers to find, search and apply for employment/internship opportunities, and sign up for on-campus interviews and events. Career Fairs and on-campus interviewing opportunities bring over 350 employers on campus each semester.

CORPORATE AND PROFESSIONAL DEVELOPMENT CENTER, Division of Extended and International Operations (EIO)

Corporate and Professional Development - (CPD)

Corporate and Professional Development is the outreach of the Extended and International Operations that connects business and industry to the knowledge and resources of Ferris State University. CPD offers a wide range of services including customized training, applied research, test development, leadership development, and consulting. Since 1984, CPD has realized the vision of Woodbridge Ferris to serve society through the practical application of knowledge.

For further information about Corporate and Professional Development, or how we can make your business stronger and more competitive, visit <http://ferris.edu/cpd>, e-mail cpd@ferris.edu, or call 231-591-5811.

Center for Certification, Training & Testing - (CCTT)

The Center for Certification Training and Testing was founded in the early 1990s to administer the EPA-mandated Section 608 certification and testing program to Heating, Ventilation, Air Conditioning and Refrigeration (HVACR) technicians throughout the country. A technician's certification card with the Ferris State University logo, which they display each time they purchase refrigerant, is recognized and valued throughout the industry. The CCTT, through its state-of-the-art database, has the ability to administer testing programs for a wide variety of businesses. The CCTT offers:

- EPA Section 608 & 609 Certification Program
- R410-A Certification Program
- HVAC Excellence Employment Ready Certification Program
- Green Awareness Certification Program (covers HVAC, Plumbing & Electrical)
- Geothermal Energy for the Home Certification Program
- Electrical Generating Systems Association (EGSA) Certification Program
- Hydrocarbon Refrigerants Certification Program

For further information about CCTT, please email cfc@ferris.edu, call toll free (866) 880-7674 or visit us on the web <https://www.ferris.edu/CET/cctt/index.htm>.

EDUCATIONAL COUNSELING AND DISABILITIES SERVICES OFFICE (ECDS)

ECDS provides collaborative services empowering students to become independent, active learners who thrive and achieve their academic goals.

The office is staffed with licensed, professional counselors and social workers. Check <http://www.ferris.edu/ecds/> for the wide range of services offered.

Educational Counseling

ECDS's Educational Counseling can assist with academic matters including stress and time management, test anxiety, study habits and more.

Career Counseling

Career Counseling can assist students to:

- Clarify academic and career interests
- Identify connections between a student's major and career options
- Identify resources to research employers
- Identify skills and strengths
- Determine a course of action to meet career objectives

Disabilities Services

Disabilities Services serves and advocates for students with disabilities while promoting equal access to educational opportunities and programs.

GENERAL INFORMATION

EXTENDED AND INTERNATIONAL OPERATIONS (EIO)

Extended and International Operations (EIO) expands the reach and impact of Ferris State University beyond Big Rapids and beyond the traditional classroom. Through the development of strategic partnerships, the cultivation of innovators in higher education, corporate training, and support for instructional design, EIO is moving students, organizations, and communities forward.

Ferris Statewide

EIO has built a network of 22 locations across Michigan that allows students to earn their degrees locally. Statewide programs are agile, dynamic, and highly responsive to the local industry, accelerating students' transition into in-demand fields with the training and expertise employers need right now.

Ferris Online

Ferris Online makes the promise of a Ferris education available to anyone, anytime, anywhere. Offering more than 30 undergraduate and graduate programs in cutting-edge, web-native learning environments, Ferris Online is pushing higher education into the future.

eLearning

The eLearning team of instructional design consultants, technologists, and trainers supports faculty in enhancing student success through technology and high-quality course design. The team provides leadership through strategic planning, expertise, instructional design, best practices, and dedicated support to faculty and students.

Office of Graduate Studies

As part of EIO, the Office of Graduate Studies is committed to supporting graduate students and programs across the University, drawing on expertise in serving adult learners and those who study at a distance. This support includes planning and central office support, coordinating growth in current programs, developing new degree options, market research and environmental scanning, marketing and recruitment, and supporting the online learning environment.

Innovation Center

Encouraging academic-driven innovation that supports the mission and strategic plan of Ferris State University is the purpose of the Innovation Center and its Innovation Development Grant. Innovative projects or initiatives supported include encouraging and facilitating innovative degree initiatives in emerging fields and promoting and advancing innovative experiences that blend theory and practice.

Community College Leadership Doctoral Program (DCCL)

The Ferris State University Doctorate in Community College Leadership (DCCL) empowers graduates to advance community colleges toward excellence and community responsiveness through exemplary leadership.

Corporate and Professional Development (CPD)

CPD connects corporations, government agencies, non-profits, and other organizations with the customized training they need to advance their industry or service areas. CPD unites faculty from multiple colleges to create a customized training solution using Ferris facilities, trainee workplaces, or other creative locations, moving today's workforce forward fast. CPD also manages Ferris summer camps' logistics, serving 2,000 kids annually – exposing them to the camp content and a future at Ferris.

More information about EIO can be found online at <http://www.ferris.edu/extendedinternational>.

FERRIS LIBRARY FOR INFORMATION, TECHNOLOGY, AND EDUCATION (FLITE)

FLITE opened on March 12, 2001, as a premier research facility integrating modern technology with traditional information resources. Designed for flexibility and versatility, FLITE continues to adapt to the advancing digital age. The library provides public computers, including a Mac Design Center of eight computers loaded with design software; wireless connectivity; seating for over 1,000 visitors; and individual and group study rooms. FLITE maintains an extended-hours study area during midterm and final exam periods and a family study room for visitors accompanied with children. Students using FLITE have access to laptop computers and scanners. An assistive-technologies laboratory facilitates the learning and research of students requiring special accommodations. New seating and study places that promote both collaborative and individual learning have revitalized FLITE's second floor and made it a popular study location on campus.

FLITE serves as a gateway to a variety of information resources available both on-site and off-campus in print and digital formats. FLITE houses a collection of more than 180,000 print volumes and provides access to 170+ online databases, reference resources, more than 300,000 electronic journals/newspapers/magazines, 14,000+ streaming videos, and over 200,000 eBooks. FLITE's SmartSearch service allows users to search for information from most of these collections through a single Google-like search box. FLITE is a Federal Depository Library for U.S. government documents and a Patent and Trademark Depository Library. The Library's online catalogs and digital resources are available through the FLITE website at <http://www.ferris.edu/library/>. Interlibrary loan and document delivery services are offered to all faculty, staff, and students, including distance-education students, allowing users access to innumerable additional resources. Faculty, staff, and students can receive help using any library resource by phone, email, real-time chat, or SMS text. Individual research assistance is available upon request from subject-specialist librarians.

FLITE takes full advantage of advanced technologies to expand opportunities for teaching and learning. The library contains four instructional studios equipped with 20-30 computer stations, an instructor's workstation, sound and projection equipment, TV/VCR, and DVD player. All instructional studios are "smart classrooms" and include a docucam. Additional equipment such as laptop computers and wireless microphones are available upon request. The instructional studios allow librarians and other faculty to teach the information-seeking and critical-thinking skills necessary to evaluate information resources. The information literacy program starts with the basics in the form of an adventurous active-learning activity in the Ferris State University Seminar (FSUS) courses. The online tutorial PILOT (developed at FLITE) provides instruction in library use and research to classes upon request of instructors. Additionally, FLITE has seven seminar rooms of various sizes to accommodate library instruction classes, meetings, and professional development activities and a Music & Media Room is available for creation of audio/visual media and to use FLITE's vinyl record collection.

GENERAL INFORMATION

FERRIS LIBRARY FOR INFORMATION, TECHNOLOGY, AND EDUCATION (FLITE continued)

FLITE is also home to the Faculty Center for Teaching and Learning, the Jim Crow Museum of Racist Memorabilia, the Office of Multicultural Student Services, the Office of Research and Sponsored Programs, and the Academic Literacies Center comprised of the University Writing Center and the Academic Support Center.

2019-2020 Statistics

Services - July 2019 to June 2020

Hours open	92.5/week
Gate count	197,020
Circulation of library materials (including print reserves)	11,896
Full text journal downloads	153,168
Library instruction sessions [includes 100% (87 sections) of Fall 2018 FSUS classes	256
Oval Information Desk questions	3,366
Checkout Desk questions	1,784
Items borrowed from other libraries	1,733
Items loaned to other libraries	9,068

Access/Holdings - July 2020

Total print volumes (books and bound journals)	186,700
Periodical titles available in all formats (print, electronic, microform)	175,385
E-books (purchased and on-demand)	575,601
Catalogued streaming videos	14,569
Public computers	172
Computers in instruction studios	115
Study rooms available for reservation	52
Laptop computers available for checkout (15 PC's, 15 MacBook's)	25

Source: FLITE

GIFTS TO THE UNIVERSITY

Private giving to the University in fiscal year 2020 totaled \$11,517,843, which includes cash contributions of \$4,432,457.00; in-kind gifts of \$3,140,722.00; new pledges of \$494,663.00 and new expectancies of \$3,450,000.00.

Contributions may be made in many ways:

- Gifts from alumni, parents, employees, and friends
- Gifts from businesses and industry, including cash, equipment, and materials
- Gifts and grants from foundations
- Matching gifts (companies or corporate foundations match their employees' gifts to Ferris from one-to-one to a four-to-one ratio)
- Gifts in memory or honor of individuals
- Gifts through naming Ferris State University as a beneficiary in estate plans

Societies of Distinction recognize extraordinary generosity:

- **Woodbridge N. Ferris Society:** \$1,000,000 cash, in-kind gifts, and planned gifts
- **Helen Gillespie Ferris Society:** \$750,000 cash, in-kind gifts, and planned gifts
- **Legacy Society:** \$500,000 cash, in-kind gifts, and planned gifts
- **Carillon Society:** \$250,000 cash, in-kind gifts, and planned gifts
- **Phoenix Society:** \$100,000 cash, in-kind gifts, and planned gifts
- **Old Main Society:** \$50,000 cash, in-kind gifts, and planned gifts
- **Founder's Society:** \$25,000 cash, in-kind gifts, and planned gifts
- **President's Society:** \$10,000 cash, in-kind gifts, and planned gifts
- **Abigail Smith Timme Society:** All planned gifts
- **Annual Leadership Society:** \$1,000 in cash or in-kind gifts made each year
- **Annual Crimson & Gold Society:** \$500 in cash or in-kind gifts made each year/\$100 in cash or in-kind gifts made each year for our most recent graduates of 5 years or less

Athletic booster clubs help student-athletes:

- **Bulldog Athletic Association:** The fundraising arm of Ferris State Athletics, gifts support our student-athletes in 17 intercollegiate programs
- **Blueline Club:** Gifts are designated to support the varsity hockey program. Hobey Baker \$1,000+, All American \$500-\$999, Captain \$100-\$499, Basic \$50-\$99
- **Gridiron Club:** Gifts are designated to support the football program. National Championship \$5,000, All American \$2,500, Locker Room \$1,100, Coaches \$500, All GLIAC \$250, Bulldog \$150, Letterman \$75
- **Rebounders Club:** Gifts are designated to support the men's basketball program. Elite Committee \$2,000+, All-American \$500-\$1,999, All-Conference \$250-\$499, Captain \$150-\$249, Basic \$100-\$149
- **Sixth Dawg Club:** Gifts are designated to support the women's basketball program. Hall of Fame \$1000+, MVP \$400-\$999, Captain \$200-\$399, Bulldog \$100-\$199
- **Duffer's Club men's and women's golf:** Gold Partner \$500+, Silver Partner \$250-\$499, Bronze Partner \$100-\$249

For further information, go to <http://www.ferrisstatebulldogs.com> or email baa@ferris.edu.

GENERAL INFORMATION

HOUSING & RESIDENCE LIFE

Living on campus has proven to foster student engagement and improve overall student success. Ferris State University on-campus housing provides an environment that is clean, comfortable, safe and conducive to supporting the academic mission of the University. More specifically, living in the residence halls enhances and completes the learning that occurs at the University.

Student growth is enhanced through exposure to other points of view, experiencing diverse populations, and learning to live interdependently in a community of peers. Living with others can help residents develop coping skills and experiment with responsible decision-making in a safe environment.

A variety of housing and dining options give students the opportunity to create the environment in which they feel most comfortable. Amenities include wired and wireless internet connections in each residence hall, a choice of double or single rooms, and many themed housing options. Cable television, available in every room, includes HD channels. Washers and dryers are located on virtually every floor. Mail is delivered to each residence hall and each hall is equipped to provide a home-like feel with items such as board games, large screen televisions, overstuffed furniture and hall-sponsored activities.

Living in the residence halls is an educational endeavor. Our staff provides social and educational programming aimed at building cohesive communities on each floor. While our hall staff is in place to assist in maintaining community standards, residents are reminded that maintaining community standards is a shared responsibility.

The apartment community at the University consists of the West Campus Apartments. The West Campus complex has 150 two-bedroom, 50 three-bedroom and 15 four-bedroom unfurnished townhouses that include a laundry facility in each apartment. They are designed to provide a neighborhood-like atmosphere for families and single students alike. Families with children living in campus apartments are encouraged to use the playground, basketball courts and various walking paths.

The East Campus Suites are neither residence halls nor apartments; rather this style of on-campus housing combines the best of both worlds. Each of the three 3-story buildings is home to 100 students. Exterior doors are locked 24/7 utilizing the same card swipe access and blue light/call box phone security system as our residence halls. Each building houses 24 four-bedroom suites and 2 two-bedroom suites. Every student has his or her own furnished bedroom and shares a full bathroom with one other student. A furnished living room and full kitchen complement the feeling of home each suite provides. With amenities such as air conditioning, garbage disposal, wireless connectivity, campus cable television, and more, the suites are sure to be a campus favorite for generations to come.

Accessible residence halls, townhouses and suites are available for students with special needs.

Learn more of what the Office of Housing & Residence Life has to offer online at <http://www.ferris.edu/housing>.

INFORMATION TECHNOLOGY (IT SERVICES)

The Information Technology Services (ITS) is responsible for planning, management, and direction of technology initiatives in support of both academic and administrative operations at Ferris.

ITS department works collaboratively with members of the campus community in providing the technology services that directly align with the University's mission to prepare students for successful careers, responsible citizenship, and lifelong learning. ITS provides a diverse set of technology services including development, monitoring, and maintenance of the campus data network, telephone system, computer systems and servers, computer labs, smart classrooms and desktop and end-user computing. ITS department is comprised of 4 major units that provide a variety of services to the students, faculty, staff and Ferris affiliates. The IT Solution Center (previously known as TAC), Enterprise Application & Infrastructure Services, Network & Telecomm Services and Cyber Security units that are supported by IT Administrative/Central office which also includes IT Project Management.

The IT Solution Center (formerly known as TAC) is the first point of contact for all technology related assistance and support to students, faculty, staff, and University affiliates. Customers can contact the IT Solution Center via phone, chat, or the self-service portal hosted on Ferris IT site (www.ferris.edu/it). The site also hosts knowledge articles regarding the University standards for desktop computing like hardware, software applications and systems.

ITSC installs and manages the desktops and software packages across the University located in classrooms, computer labs, meeting areas, and faculty/staff offices. ITSC supports smart classrooms across the campus that have specialized audio/visual equipment to aid instruction; issues cell phones to faculty and staff upon departmental approval and supports cable television across Ferris.

The service desk is the IT walk-up area located on the first level of the University Center. ITSC repairs personally owned computers at a nominal charge for students and employees. ITSC also participates in fall and spring classes start up through iConnect program to support students to start their classes.

Enterprise Application, & Infrastructure Services (EAIS) maintains and supports the enterprise servers and application infrastructure for the University. EAIS architects and configures approximately 200 servers ensuring timely and reliable access to enterprise computing resources. They maintain and manage the University data centers that host most of the enterprise applications, telecommunications and network servers. The primary enterprise applications include Banner, the University's records system; MyFSU, the campus portal system; Argos, the University's enterprise reporting tool; and FERRISGO, the University's mobile app. EAIS offers services focused on process automation to increase efficiencies in existing applications and ensure successful outcomes. EAIS also supports many hosted/cloud solutions used across the University and internally hosts the departmental applications.

The Network and Telecommunications team develops, installs, and supports the high-speed communications infrastructure for the University's computers and multi-media devices across the Ferris statewide network. They evaluate and invest in the appropriate hardware and software to provide wired and wireless network in assisting the campus community. Telecommunications also maintains phone and voice services for the University.

The IT Cyber Security team works with members of IT, leaders, and users throughout the Ferris community to ensure IT system security aligns with the goals of the University. The Cyber Security team is instrumental in the development, delivery and maintenance of information security systems to safeguard the University's data, information assets and the supporting infrastructure against unauthorized use, disclosure, modification, damage or loss utilizing Mobile Device Management and encryption. Our cyber security services include the implementation of IT security methods and remediation, monitoring of IT security related events, threat and vulnerability management, and security incident response services.

GENERAL INFORMATION

IT Cyber Security promotes a safe and secure IT operational environment through assessment and hardening of systems. The team coordinates and communicates security related information to the University community and educates end users through various training opportunities. Ongoing assessments identify confidential, proprietary, and sensitive information resources to determine appropriate use and access, and to employ measures to protect the resources from unauthorized access and/or disclosure.

The IT Administrative/Central Office or the office of the CTO coordinates administrative operations for IT department. The office facilitates IT procurement for the University which includes hardware and software applications. The office also provides project management for University IT initiatives and coordinates technical and security reviews for all University software acquisitions.

INTRAMURAL AND RECREATIONAL SPORTS

Annually, more than 3,000 students participate in organized recreational sports activities, including extensive intramural and club sport programs. Other students participate in informal recreation activities. Ferris provides ample facilities for athletics and recreation, including a newly remodeled Student Recreation Center with pool, weight room, basketball and volleyball courts, and an indoor track. You can also find a golf course; a sports complex including full and half-size ice rinks, additional basketball and volleyball courts; racquetball courts and indoor and outdoor tennis courts on campus.

KENDALL COLLEGE OF ART AND DESIGN OF FERRIS STATE UNIVERSITY

HISTORY OF KENDALL COLLEGE OF ART AND DESIGN

The roots of KCAD lead back to 1928 and Helen M. Kendall, the second wife of nationally known Grand Rapids furniture designer David Wolcott Kendall. In her will, Mrs. Kendall established the David Wolcott Kendall Memorial School to continue her husband's legacy of creativity, education, and innovation. The school opened its doors on March 1, 1931, with a total enrollment of 35 art students at 145 Fountain St., in an area known as Heritage Hill. The school outgrew this location and in 1961 established a new campus at 1110 College Ave. NE. In 1984 as enrollment continued to grow, the school expanded its program offerings and sought a larger campus location in the heart of downtown Grand Rapids at what is now 17 Fountain St.

In 1996, KCAD and Ferris State University embarked upon a four-year process of affiliation that culminated in a complete merger in the 2000-2001 academic year. The merger was attractive to both schools, offering a partnership of art, design, and technology that would optimize both schools' strengths, enhance educational offerings to students, and further expand Ferris' presence in Grand Rapids.

In the early 2000's, KCAD began the process of acquiring and renovating the Historic Federal Building at the corner of Pearl Street and Division Avenue in downtown Grand Rapids, but it wasn't until the fall of 2012 that the building's LEED-certified remodeling was revealed to the public. All the building's historical aesthetics were preserved, while the interior was outfitted to meet the demands of 21st century.

In the fall of 2013, KCAD finalized a merger with Urban Institute for Contemporary Arts [UICA] which has enabled both organizations to reach a broader audience through a unique synergy around contemporary art. The UICA not only supports curricular needs, but also engages the greater Grand Rapids community.

MISSION

As a college within Ferris State University, Kendall College of Art and Design prepares students for leadership in design, the visual arts, and art history; provides innovative, collaborative education that fosters intellectual growth and individual creativity; and promotes the ethical and civic responsibilities of artists and designers, locally and globally.

VISION

As an innovator in art and design education, KCAD will cultivate a student-centered learning community that fuels the economy and transforms culture with creative leaders and critical thinkers applying global perspectives.

KENDALL COLLEGE OF ART AND DESIGN OF FERRIS STATE UNIVERSITY (continued)

VALUES

Student-Centered Learning

KCAD will focus on supporting the whole student through life-long learning, removing barriers to education, and increasing professional preparedness.

Diversity and Inclusion

KCAD values a diversity of people and beliefs, promoting an inclusive, welcoming, supportive, and open campus for all. Learn more about Diversity, Equity and Inclusion at KCAD.

Academic Excellence

Through the combination of intensive classroom learning, faculty and staff development, real-world experience, and internal resources, KCAD strives to educate students who solve problems, think critically, and achieve their aspirations

Collaboration

KCAD fosters strong connections both within the institution and in the external community to create a depth and breadth of opportunities for students.

Ethical and Sustainable Community

KCAD understands the critical need for financial, social, and environmental sustainability. We also uphold the values of integrity, civility and respect for the KCAD community.

KENDALL COLLEGE OF ART AND DESIGN OF FERRIS STATE UNIVERSITY (continued)

As part of Ferris State University, Kendall College of Art and Design is accredited by:

The Higher Learning Commission
230 South LaSalle Street, Suite 7-500
Chicago, IL 60604-1413
(800) 621-7440

Kendall College of Art and Design of Ferris State University is an accredited institutional member of:

The National Association of Schools of Art and Design
11250 Roger Bacon Drive, Suite 21
Reston, VA 22090
(703) 437-0700

The Kendall College of Art and Design of Ferris State University Interior Design program is accredited by:

The Council for Interior Design Accreditation
206 Grandville SW
Grand Rapids, MI 49503-2822
(616) 458-0400

The Kendall College of Art and Design of Ferris State University Master of Architecture Program is accredited by:

The National Architectural Accrediting Board
1101 Connecticut Avenue NW, Suite 410
Washington, DC 20036
(202) 783-2007

Bachelor of Fine Arts in:

Art Education with K12 Art Education Certification
Collaborative Design
Digital Art and Design
Drawing
Fashion Studies
Furniture Design
Graphic Design
Illustration
Industrial Design
Interior Design
Medical Illustration
Metals and Jewelry Design
Painting
Photography
Printmaking
Sculpture and Functional Art

Bachelor of Science in:

Art History

Master of Architecture

Master of Art Education

Master of Arts in Design

Master of Arts in Visual and Critical Studies

Master of Fine Arts in Drawing

Master of Fine Arts in Painting

Master of Fine Arts in Photography

Master of Fine Arts in Printmaking

GENERAL INFORMATION

OFFICE OF MULTICULTURAL STUDENT SERVICES

The Office of Multicultural Student Services (OMSS) promotes the intellectual understanding and appreciation of diversity, inclusion and social justice by creating opportunities for learning and leadership development for the campus community. In addition, the office provides meaningful support to assist in the transition, retention, and graduation of underrepresented student populations.

As students matriculate through Ferris, the OMSS staff is committed to supporting students through five pillars of service:

Advocacy - OMSS makes every attempt to ensure that our students' college experiences are fair and as rewarding as possible by providing meaningful support.

Leadership Development - Through the T.O.W.E.R.S. Leadership Development Program, OMSS provides development opportunities for students to learn and develop important transferable skills that will assist them in becoming leaders on campus and in their future careers.

Mentorship - OMSS staff provides one-on-one guidance to students and organizations to encourage growth and development and to help them make healthy choices socially and academically.

Cultural Awareness - OMSS sponsors a variety of programs, guest speakers, and discussions to engage the campus community and facilitate student learning as it relates to multiculturalism and inclusion.

College Access - OMSS spreads awareness and creates a college-going culture to prospective middle and high school students through the federal and state funded MI GEAR UP/KCP College Day Program. OMSS coordinates many cultural awareness events throughout the year, listed are just a few: Conversations on Race, #NoType Campaign Against Stereotypes, Transitions to Success: Minority Freshmen Orientation, Cultural Connections Open House, Hispanic Heritage Month Celebration, Native American Heritage Month Celebration, Dr. Martin Luther King, Jr. Celebration, Black History Month Celebration, Women's History Month Celebration, Asian American History Month Celebration, OMSS Minority Graduate Recognition Program, T.O.W.E.R.S. Leadership Development Program, and Black Male Network Initiative.

OFFICE OF TRANSFER AND SECONDARY SCHOOL PARTNERSHIPS

The Office of Transfer and Secondary School Partnerships serves as a hub for collaborations between high schools, career and technical education centers, early/middle college programs, postsecondary institutions and Ferris State University. The Office promotes access to higher education and degree attainment by facilitating transfer partnerships and supporting transfer students through the Transfer Services Center and creates and manages high school partnerships and provides opportunities for high school students to earn college credit while still in high school through the FerrisNow Program. The Transfer Services Center coordinates academic transfer processes, assessment of prior learning, academic credit opportunities for veteran students, transfer guides, articulation agreements, reverse

transfer and serves as a resource for transfer and non-traditional students. The FerrisNow program oversees dual enrollment, concurrent enrollment, early/middle college and articulation agreements.

RETENTION AND STUDENT SUCCESS

Retention and Student Success (RSS) supports the academic experience providing services and resources to aid teaching, learning and timely progress to degree completion. RSS also collaboratively contributes to the institutional culture and programmatic efforts in support of students' transition and integration into the University community.

STUDENT AFFAIRS

The Division of Student Affairs is committed to creating a campus environment that promotes student learning and positive, healthy, and safe living experiences through our services and activities. This is accomplished through a variety of programs and services for students through the following areas: Admissions, Birkam Health Center, Commencement, Enrollment Services, Financial Aid, Institutional Research and Testing, LGBTQ+ Center, Office of Multicultural Student Services, Personal Counseling Center, Registrar's Office, Student Conduct, Student Employment, Student Life, Title IX Office, University Center, University Recreation, Veterans' Resource Center and the Vice President's Office. These areas contribute to the institution's mission of preparing students for leadership and involvement in an increasingly diverse, technologically sophisticated, and complex global society by offering a broad range of programs, activities, professional development and leadership opportunities.

STUDENT EMPLOYMENT

The Student Employment Office is in the Timme Center for Student Services. Its goal is to assist students in finding part-time employment that will provide income while attending Ferris, as well as help them learn transitional skills that will benefit them upon graduation. There are over 2,000 student employees on campus every year. In addition to helping students find jobs on campus, Student Employment offers off-campus job postings for area businesses. The Office participates in the Federal Community Service Work Study Program that allows students to work in community-based positions in the area such as at the local food pantry, as a reading tutor for local students, or at the local recycling center. More information on Student Employment can be found at <http://www.ferris.edu/HTMLS/admision/financialaid/employment/index.htm>

Having a part-time job while going to school is a great way for students to interact with others, learn valuable job skills, and earn some spending money to keep student loans to a minimum.

GENERAL INFORMATION

FERRIS BUILDINGS AND POINTS OF INTEREST

Alumni Building (1929) - The oldest building on campus and the only building to survive the fire in 1950, the Alumni Building houses the University Archives and Extended and International Operations, which administers Ferris Statewide, Ferris eLearning, Ferris Online, Corporate and Professional Development, Office of Graduate Studies, Innovation Center, and the Doctorate in Community College Leadership program. Classrooms and faculty offices for the College of Arts and Sciences are also in this building, as well as the office of Ferris State University TORCH student newspaper.

Arts and Sciences Commons (1996) - This building houses Arts and Sciences faculty and administrative offices, Retention & Student Success faculty and administrative offices, the Educational/Career Counseling and Disabilities Services offices, the Transfer Services Center, the Shimadzu Core Laboratory for Academic and Research Excellence, and the Card/Riley Wildlife Education Center. The building also features "The Visionary," a mural - one of the largest of its type in the world - depicting the history of FSU. The Arts and Sciences Commons structure connects the Science and Starr Buildings.

Automotive Center (1956) - The Automotive Center (formerly Trade and Industrial Center) comprises the instructional and lecture facilities for Automotive Services, Automotive Management and Automotive Engineering Technology.

Birkam Health Center (1959) - This building houses the Birkam Health Center as well as the Personal Counseling Center to provide a wide variety of health care and mental health services. It is also the home of the Office of Student Conduct and the Ferris Youth Initiative.

Business Building (1970) - The College of Business houses regular and team-based classrooms and computer labs (Mac, PC, Networking, Security, and Imaging & Media Production), as well as administrative and faculty offices. The facility also includes a recently renovated auditorium that accommodates more than 200.

Creative Arts Center (1965) - This building houses the studios, classrooms, and faculty offices needed for the Studio Arts in the College of Arts and Sciences.

Ewigleben Sports Complex/Ice Arena (1974) - This building is comprised of two indoor ice rinks and a recreational wing with facilities for intercollegiate hockey, recreational hockey and skating, basketball, and volleyball, all completed in 1975. An addition completed in 1981 includes fitness and sports medicine facilities and a volleyball arena. The Ice Arena underwent a \$3.3-million-dollar renovation project in the Summer of 2008. New piping and chiller system were installed, along with new concrete floors in both ice surfaces. Additionally, all new boards and tempered glass were added, along with upgrades to all of the locker rooms. The new "Bulldog Media/Meeting Room" was added in 2014.

Ferris Library for Information, Technology, and Education (FLITE) (2001) - Located in the heart of the main campus, FLITE features a variety of work and study spaces, including an information commons, four instructional studios, seven seminar rooms, 52 individual and group study rooms, a reading room, an extended-hours study area during midterm and final exam periods, and the Faculty Center for Teaching and Learning (FCTL) Learn Lab, all with wireless access capability. The building has a total seating capacity of 1,300 with access to 172 computers. FLITE librarians teach instruction sessions at FLITE and in Ferris classrooms. Additionally, FLITE librarians bring library instruction to Ferris students around the state through face-to-face instruction and videoconferencing. FLITE is a U.S. Government Documents Depository, a Patent and Trademark Depository Library for Western Lower Michigan, and a depository for the U.S. Bureau of the Census. FLITE is the home to several other university departments including the Faculty Center for Teaching and Learning, Media Production, the Office of Multicultural Student Services, the Jim Crow Museum of Racist Memorabilia, the Office of Research and Sponsored Programs, and the Academic Literacies Center comprised of the University Writing Center and the Academic Support Center.

First Lady's Attic (2009) - Ferris State University is committed to providing opportunities for its students, including the opportunity to get professional clothing for a class presentation, internship, or job interview at the First Lady's Attic, located in the University Center. Founded in 2009 by Patsy Eisler, the First Lady's Attic accepts professional clothing donations from alumni, staff, and community members. A Ferris student can pick up an outfit free of charge, and it is theirs to keep. The First Lady's Attic ensures that all Ferris students are dressed appropriately for success. The Diversity and Inclusion Office manages the Attic. For more information, please visit <http://www.ferris.edu/flattic/>.

G. Mennen Williams Auditorium (1961) - This facility houses FSU's theater production area and serves as a major multipurpose auditorium for the FSU campus. With seating for 1,644, Williams Auditorium hosts musical, dramatic, cultural, and convocation events throughout the year. It also is available for public rental use when scheduling allows.

Granger Center for Construction and HVACR (2003) - The Granger Center for Construction and HVACR continues as a state-of-the-art facility - an interactive learning center where all structural steel, process piping, mechanical systems, and electrical systems are exposed and, where appropriate, accessible to students. The Center focuses on both theory and application. Its laboratory facilities provide a practical, "hands-on" experience using an extensive array of sophisticated up-to-date equipment devoted to testing and solving problems students are likely to encounter in the field.

Hagerman Pharmacy Building (1972) - Designed to support all on-campus operations of the College of Pharmacy; this building includes specialized instructional spaces, state-of-the-art Anderson Family Sterile Compounding Laboratory, 4-room simulation suite and the Rowe Pharmacy Care Clinic as well as a historical pharmacy exhibit.

GENERAL INFORMATION

Heavy Equipment Center (HEC) (1987) - This 53,000-square-foot building accommodates students in the 2- and 4-year Heavy Equipment Technology programs. The HEC building is the largest facility in the country dedicated to educating and training graduates for entry into the heavy equipment industry workforce. Additionally, it is home to the Heavy Equipment Service Engineering Technology B.S. Degree, the only one of its kind in the U.S.

Interdisciplinary Resource Center (IRC) (1969) (Renovated in 2007) - This building contains one large lecture hall seating 120, five classrooms with state-of-the-art teaching technology seating 30-50, television studios, the Center for Latin@ Studies, and the Office of International Education (which includes one computer classroom). The second-floor houses faculty from the College of Business. Connected to the College of Business building, the IRC also features an Erbert and Gerbert's Sandwich Shop in the heart of a comfortable area where students can gather, study and relax between classes.

Jim Crow Museum (2006) - The Jim Crow Museum is a national and international resource for individuals and groups interested in learning more about race, race relations, and racism. Located in the lower level of FLITE, the museum is this nation's largest publicly accessible collection of racial- and segregation-based artifacts. The museum is FREE to the public and features six exhibit areas—Who and What is Jim Crow, Jim Crow Violence, Jim Crow and Anti-Black Imagery, Battling Jim Crow Imagery, Attacking Jim Crow Segregation, and Beyond Jim Crow. The museum also offers a comprehensive timeline of the African American experience in the United States. The timeline is divided into sections: Africa before Slavery, Slavery in America, Reconstruction, Jim Crow, Civil Rights and Post Civil Rights.

Regular hours are Tuesday through Friday from 12-5 p.m. To schedule a group tour, call (231) 591-5873 or at jimcrowmuseum@ferris.edu. Please refer to the calendar of events for availability. Visitors to the Jim Crow Museum are prohibited from photographing or video recording any portions of the museum. Exceptions to this policy can be made at the sole discretion of museum staff and might include special events, scholars who have arranged in advance of their visits, and credentialed members of the press. Note: Because many of the museum's artifacts and media pieces contain explicit images of violence, nudity, offensive language, and other mature themes, the museum is recommended for those 12 years of age and older.

Katke Golf Course (1974) - This course offers 21 holes of championship golf. The original 18-hole course is a par 72 measuring 6,967 yards from the Black tees, 6,317 from the Crimson tees, 5,648 from the Silver tees and 4,752 from the Gold tees. Katke also features a "Family Tee" for juniors and new golfers. The D.O.G. Tee, or *Developing Original Golfers* Tee, allows new golfers the ability to play with more experienced players.

Katke's award-winning practice facility features three regulation holes (#19, #20 and #21), 100,000 square feet of natural grass teeing space, six target greens, a short game area for pitching, chipping, and bunker play, and multiple putting greens.

A new addition to Katke is the Ken Janke Sr. Golf Learning Center. The new facility provides a learning environment for students, members and guests, featuring four Trackman Simulators, three heated hitting bays for simulated golf and weekly league play. The facility will also feature an indoor practice green, state of the art club repair and fitting offerings, and will be home to the Michigan Golf Hall of Fame.

The Katke Clubhouse sits atop the highest point in Mecosta County with excellent views of the county to the west and of the FSU Campus to the east. The clubhouse provides full-service amenities including a fully stocked Golf Pro Shop, men's and women's locker rooms, Founders Grille, which features a variety of food and beverage options, and a Multi-Purpose Room with seating for up to 50 guests, perfect for business meetings or small parties.

PGA Professional Staff is available daily, providing all the needed services for golf-outing events, tournament needs, golf instruction and clinics, and custom club fitting. The golf course is conveniently located adjacent to the Holiday Inn Hotel and Conference Center.

McKessy House (1989) - McKessy House, resembling an Old English cottage on Cedar Street, north of Williams Auditorium, was purchased by Ferris State University in 1989 as a result of a generous gift from Gerald McKessy, a 1929 graduate of Ferris's college-preparatory program who went on to graduate from the Detroit College of Law in 1933. Mr. McKessy was a charter member of the President's Club, a Board of Directors of the Alumni Association, and a recipient of the Distinguished Alumnus Award in 1971 for the generous donation of his time and talents to Ferris State University. Mr. McKessy donated stock, the proceeds of which were used to buy the house, storage barn, and two acres that are now utilized as parking and additional Arts and Sciences classroom space. Mr. McKessy's gift also made it possible to remodel the house, which is currently occupied by the Office of the Vice President and General Counsel. This division is responsible for legal affairs, equal opportunity, and labor relations.

GENERAL INFORMATION

Michigan Art Walk (1996) - The Michigan Art Walk is an ongoing project whereby original pieces of artwork created by Michigan artists are installed throughout campus and linked by a meandering pathway, ultimately reaching into the Big Rapids community. The inaugural sculpture of the Michigan Art Walk, by Ann Arbor-based artist Barron Naegel, was installed in the fall of 1996. Also installed in the fall of 1996 were a wall sculpture by Daniel Roache, under the auspices of the Presidential Art Collection, and the main panel of Robert Barnum's "The Visionary," which depicts the history of Ferris State University. The unveiling of "Escape," an outdoor sculpture by R. Farrington Sharp, on October 17, 1997 continued the project, along with the side panels of "The Visionary" which were unveiled on February 20, 1998, completing Barnum's triptych. "Totem Stack," a sculpture by Ferndale artist Albert Young, was unveiled on May 7, 1998. "Muse" by Irina A. Koukhanova, was dedicated on November 19, 1998, and sculptor Fritz Olsen's "Ripples" was unveiled November 19, 1999. Lois Teicher's functional piece, "Bench with Three Deep Seats," was dedicated on June 14, 2000. "Ferris Arch," a limestone sculpture by Kenneth Thompson, was dedicated October 10, 2001. Mark Chatterley's "Journey to the Body Collective," a flying wall sculpture located in the reading room at FLITE, was dedicated on October 29, 2002. Robert Barnum's "Of Thought and Reason," a 130-foot-long, 10-foot-tall painting on canvas located in FLITE's Extended Study Area was unveiled on August 28, 2003. Ray Katz's "Celebration," a large-scale metal sculpture, was unveiled September 3, 2004. The "TO STRIVE, TO SEEK, TO FIND" sculpture is dedicated to the 125th anniversary of FSU. The sculpture was created in a partnership between Ferris Fine Arts and the campus Welding Engineering Technology Program and was funded under the FSU Festival of the Arts. Important comments, quotes or sayings about Ferris are cut into the figure from support plates redefining viewer response and increasing level of content. The Art Walk pieces, along with information about the artists, can be viewed at <https://ferris.edu/artwalk/homepage.htm>.

Michigan College of Optometry (2011) - The program occupies a state-of-the-art 87,000 square foot building that was the University's first to earn Leadership in Energy and Environmental Design (LEED) Gold certification. The first floor of the building is home to the University Eye Center, providing full-scope and specialty eye health, vision, and interdisciplinary care for patients from the community and around the state. The Dow Interactive Eye Learning Center on the third floor has 40 fully equipped examination lanes for students to learn and practice their skills as a future Doctor of Optometry. The classrooms and seminar rooms on the second floor contain modern, modular learning and study spaces.

Music Center (1962) - The Music Center is in the heart of the campus at the foot of the Carillon Clock Tower, between the FLITE Library and the Top Taggart Field football stadium. The Music Center features two large rehearsal rooms for several musical ensembles offered to students and community members. These musical groups include the Concert Band, Symphony Band, Summer Band, Pep Band, Jazz Band, Chamber Orchestra and Concert Choir. These large rehearsal rooms are also equipped with state-of-the-art video and sound technology for instruction of a large variety of general education music courses offered to all students, such as Music Appreciation, American Pop Music, Music Fundamentals, Music and Culture, and Music in Film. There are also three practice rooms, each equipped with an acoustic piano, that are available to all students for individual and small group practice. There is also a keyboard lab, with 15 full-sized digital pianos, designed for beginning group piano classes. Most music faculty offices are also located in the Music Center.

National Elastomer Center for Plastics and Rubber Technology (1987) - The Ferris Plastics and Rubber program is the largest and most respected undergraduate program of its kind in the United States. The Plastics B.S. program was started in 1982 and continues to fill a great need in the growing plastics industry for technically trained personnel. Ferris graduates gain immediate status as recognized technical leaders. This innovative program provides students with a background that includes topics such as processing, material testing and properties, and mold and product design. Classes emphasize hands-on learning, using the same type of equipment that is currently used in the industry. The plastics building was expanded in 1998 and renamed the "National Elastomer Center" to include educational space for the new rubber degrees. The rubber program is a unique educational experience with graduates being sought after by the rubber industry. Coursework follows the original plastics degree in processing, testing, and design, but also includes rubber compounding. The plastics and rubber industry have shown support for the Ferris programs by sponsoring the construction of the Plastics Building in 1987 and the expansion in 1998 with funding for equipment and supplies, providing job experience by employing our students for summer internships and hiring our graduates.

Presidential Art Collection (1996) - Daniel Roache was chosen as the first contributor for a collection featuring commissioned works by Michigan artists honoring Ferris presidents. His aluminum, wall-mounted sculpture representing the seven (at that time) academic colleges hangs in the Williams Auditorium lobby. A bronze bust of President Byron Brophy by Midland sculptors James S. Hopfensperger and Joan Hopfensperger was dedicated on April 30, 1999. It is on display in the Ferris Library for Information, Technology, and Education (FLITE).

Quad Café (2015) - The Quad Café includes an All-You-Care-To-Eat Marché Style Dining where cooks prepare fresh foods in the Exhibition Style of cooking. The Quad Café offers a take-out option along with a variety of seating arrangements that include small individual areas as well as family-style seating, most with an outstanding view of the Robinson Quad. Located next to The Quad Café is the Grill Pit and the Snack Shack, a unique retail dining section with options that include the newest feature, the "Meal X-Change." The Meal X-Change allows meal plan participants the opportunity to use one of their unlimited meal swipes for a quick meal to go. Available within the retail section is a kiosk and online ordering app which allows patrons to order and pay for their selections in advance. Conferences, meetings, receptions, and banquets are all hosted and customized by the award-winning Catering Division which is also located in The Quad. For more details call: (231) 591-2605, or for Catering call: (231) 591-3685

GENERAL INFORMATION

Racquet Facility (acquired in 1980) - The facility offers four indoor hard tennis courts, ten outdoor hard courts, four 36' clay courts and fifteen 60' tennis courts (including one clay court) for junior players, two indoor racquetball courts/wallyball courts, cardiovascular and strength training equipment, free weights, fitness classes, functional training space, tennis lessons, clinics and league programs, rental equipment and a full-service tennis pro shop. This facility serves intercollegiate athletes, the club tennis team, faculty/staff, students, and the general public. It also includes a dry sauna in each locker room.

Rock Café (2008) - The Rock Café incorporates European-style marketplace décor where cooking aromas, product freshness, and abundance are prevalent. An emphasis is placed on food merchandising and includes casual café-style seating. Marketplace concepts also referred to as Marché Concepts or Food Emporiums, are the new generation in student dining. A marketplace concept provides an integrated food production and dining experience with an emphasis on fresh ingredients and made-to-order preparation. It is characterized by exhibition cooking at several distinct food platforms. Students today want an element of entertainment with their dining experience, a concept we call "Eatertainment." A marketplace concept offers this as the food becomes the "star" and the staff is on "stage."

Science Building (1956) (Remodeled and expanded in 1967 and completely renovated in 1997) - This building provides teaching auditoria, classrooms, and science laboratories for the College of Arts and Sciences, as well as the Rawlinson Observatory, John and Rhea Smith Greenhouse, and Reitz Reading Room.

Starr Building (1961) (Renovated in 1995, with frequent upgrades) - Students now enjoy state-of-the-art instructional equipment, multimedia labs, study rooms, and lounges. It is FSU's largest general classroom building and, in addition to the classrooms, houses the Museum of Sexist Objects.

Student Convocation Center/Wink Arena (1999) - This 42,000-square-foot facility, located adjacent to the Ewigleben Ice Arena, seats 2,400, and includes prime sections of chair-back seating. The building complex features an expanded lobby that adjoins the Ice Arena with a pro shop, concession stands, and a display for the Bulldog Hall of Fame. This center serves as the home for the FSU men and women's basketball programs and is used for commencement ceremonies, major concerts, and special events.

Student Recreation Center (1998) (Renovated in 2018) - The former HPE/Wink Arena building was remodeled and reopened August 30, 1998. The facility gives students, faculty, staff, and community members a modern gymnasium, weight room, aerobic rooms, exercise machines, elevated track, 40-foot climbing wall, and an indoor swimming pool.

Swan Technical Center (1966) (Completed renovation in 2018) - This building contains many classrooms and laboratories designed specifically for engineering and engineering-technology instruction. The building contains a large lecture hall in addition to the classrooms and laboratory spaces for the Welding, Manufacturing and Mechanical Engineering Technology programs.

Timme Center for Student Services (CSS) (1967) (Renovated 2002) - As the official “welcome center” for the University, the Timme Center for Student Services (CSS) serves as a one-stop service center in which students can register for classes, obtain financial aid and housing information, request transcripts, pay bills, and inquire about student employment opportunities. Highlights of Timme CSS include a glass atrium that extends the full height of the eastern side of the building and a second atrium facing State Street, providing natural sunlight and openness for the building. Formerly the campus library, the Timme CSS is a place of diversity, art, history and service. The first floor houses the Financial Aid, Student Financial Services, and Student Employment offices; the offices of Admissions, Registrars, Enrollment Services, Academic Senate, and Institutional Research are on the second floor. The third floor features a display of Ferris historical memorabilia, as well as houses the offices of the President, Provost & Vice President for Academic Affairs, Vice President for Student Affairs, Vice President for Diversity, Inclusion, and Strategic Initiatives, Budgetary Planning and Analysis, and Testing. The carefully chosen combination of offices and services provides a wonderful welcome to all constituents in the middle of campus.

The Early Learning Center (formerly Tot’s Place) (1987) - The Early Learning Center is located on the first floor of Bishop Hall. The center is a nationally accredited educational learning center providing programs for children of FSU students, faculty, and staff. The Early Learning Center also serves as a laboratory setting which facilitates hands-on experiences for Ferris students preparing for future careers in education.

University Center (2015) - The University Center provides a wide variety of services and activities to meet the needs of students, faculty, staff and guests of the university. The center offers an updated any time dining service with a retail component, Starbucks Coffee Shop, Barnes & Noble Bookstore, Fine Arts Gallery, First Lady’s Attic, several multi-purpose meeting rooms, a ballroom, commuter lounge and study lounge with computers and printing capabilities. Also, there are several lounges that provide comfortable areas for studying, relaxing and social engagement. Offices for student organizations include the Student Government of FSU, Entertainment Unlimited (programming board) and Veteran’s Association. On the administrative side, the offices include the Dean of Student Life, Center for Leadership, Activities and Career Services, Catering Services, University Center, Veteran’s Support, LGBTQ+ and TAC IT Solution Center.

Victor F. Spathelf Center for Allied Health (1979) - This four-level structure contains the specialized classrooms, laboratories, and offices for the students, faculty and administration of the College of Health Professions.

FERRIS STATE UNIVERSITY CALENDAR

Fall Semester, 2020

Aug. 27-28	Late Registration
Aug. 31	Classes begin
Aug. 31-Sept. 3	Drop/Add by 5:00 PM Thursday
Sept. 7	Labor Day - no classes
Oct. 26	Mid-term grades due
Nov. 5	Last day for approved unqualified W grade
Nov. 25	Thanksgiving recess begins
Nov. 30	Classes resume
Dec. 11	Last day of classes
Dec. 14	Examination week begins
Dec. 18	Last day of examination week
Dec. 19	Fall Commencement
Dec. 21	Final grades due by 1:00 PM

Spring Semester, 2021

Jan. 7-8	Late Registration
Jan. 11	Classes begin
Jan 11-14	Drop/Add by 5:00 PM Thursday
Jan. 18	Martin Luther King Day - no classes
Mar. 8	Mid-term grades due
Mar. 25	Last day for approved unqualified W grade
Apr. 1	Mid-term break begins - no classes
Apr. 5	Classes resume
Apr. 23	Last day of classes
Apr. 26	Examination week begins
Apr. 30	Last day of examination week
May 7,8	Spring Commencement
May 3	Final grades due by 1:00 PM

Summer Semester, 2021

May 17	Late Registration
May 18	Classes begin
May 18-21	Drop/Add by 5:00 PM Friday
May 31	Memorial Day - no classes
July 5	Independence Day recess - no classes
July 8	Last day for approved unqualified W grade
Aug. 11	Last day of summer semester classes
Aug. 16	Final grades due by 1:00 PM

TELEPHONE NUMBERS (frequently used)

The telephone number for the Ferris State University Call Center is (231) 591-2000; the telephone operator can assist you. Most colleges, departments and offices also have their own numbers. The toll-free number is (800) 433-7747. Some frequently called numbers are listed below:

Academic Deans' Offices

College of Arts and Sciences	591-3660
College of Business.....	591-2420
College of Engineering Technology	591-2890
College of Health Professions	591-2270
College of Pharmacy	591-3780
Kendall College of Art & Design.....	(616) 451-2787
Michigan College of Optometry at FSU.....	591-3706

Academic Services

Extended and International Operations

Ferris Statewide & Online (off-campus & online offerings)	591-2340
Office of International Education	591-2450
Retention and Student Success.....	591-2428

Student Services

Admissions & Records.....	591-2100
Birkam Health Center.....	591-2614
Financial Aid/Scholarships.....	598-8210
Student Financial Services.....	591-3972
Center for Leadership Activities & Career Services (CLACS)	591-2685
Institutional Research & Testing	591-3628
Orientation.....	591-3400
Residential Life (Housing).....	591-3745
Student Employment	591-2012

General

Alumni Relations	591-2345
Athletic Department	591-2860
FLITE Library	591-3500
Public Safety.....	591-5000
University Advancement & Marketing.....	591-3815
University Center	591-5916

Kendall College of Art & Design(616) 451-2787

Admissions – dial main number and ask for	EXT 3011
College Counselor - dial main number and ask for	EXT 1136
Enrollment Management - dial main number and ask for	EXT 1113
Financial Aid - dial main number and ask for.....	EXT 1112
Library - dial main number and ask for	EXT 1121
Registrar - dial main number and ask for.....	EXT 1128

GENERAL INFORMATION

EDUCATIONAL GRANTS AND SCHOLARSHIPS

2020-2021 FIRST-TIME FRESHMAN SCHOLARSHIPS			
<u>Scholarship</u>	<u># Awarded</u>	<u>Total Amount</u>	<u>Average Award</u>
Founder's	60	\$732,000	\$12,200
President's	56	\$336,000	\$6,000
Provost's	129	\$580,500	\$4,500
Dean's	202	\$707,000	\$3,500
Ferris Gold	167	\$334,000	\$2,000
Ferris Crimson	154	\$231,000	\$1,500

FEDERAL

Teacher Education Assistance for College and Higher Education Grant (TEACH)
The Federal Pell Grant
The Supplemental Educational Opportunity Grant
Michigan Fostering Futures Scholarship
GEAR UP Scholarship

STATE

KCP Future Faculty Fellowship
Michigan Competitive Scholarship
Michigan Nursing Grant
Tuition Incentive Program (TIP)

SPECIAL USE FUNDING

Federal CARES Act

INSTITUTIONAL

Ability Based Scholarship
Academic Opportunity Scholarship
Athletic Grants (Individual Sports)
COB Study Away Scholarship
COB Leadership Scholarship
College of Business Scholarship
College of Ed Alumni Scholarship
Community Based Scholarship
CREW Scholarship
COT Student Kickoff Award
Dean's Scholarship
Doctor of Pharmacy Scholarship
EIO Statewide Blitz
Entertainment Unlimited Scholarship
Ferris Grant
Ferris Merit Grant
Ferris NEXT Scholarship

INSTITUTIONAL Continued

Ferris Relief Scholarship
Ferris Support Grant
Ferris Youth Initiative Scholarship
Founder's Scholarship
FSU Native American Tuition Waiver
General Scholarship
Get REAL Scholarship
Honors Residential Life Scholarship
International Transfer Scholarship
Kelso-Battle Scholarship
Kendall Assistance Grant
Kendall Award of Excellence
Kendall Merit Scholarship
Kendall Next Scholarship
Military Veteran's Scholarship
MyPlace Study Abroad Scholarship
National Guard Grant
New Student Reception Scholarship
Off-Campus Adult Learner Scholarship
Off-Campus Transfer Achieve Scholarships
Phi Theta Kappa Scholarship
President's Invitational Scholarship
President's Scholarship
PTM Scholarship
S3OAR Scholarship
School of Nursing Scholarship
Skills USA Scholarship
Spaghetti Bridge Competition
Student Senator Scholarship
Study Abroad Scholarship
Transfer Presidents Scholarship
Transfer Gold Scholarship
Transfer Crimson Scholarship
Wade McCree Scholarship
Wenrich Tuition Scholarship

EDUCATIONAL GRANTS AND SCHOLARSHIPS**GRANTS AND SCHOLARSHIPS**

1968 Football Scholarship
 A & B Young Leader End Scholarship
 A.M Aguirre Memorial
 Abigail Smith Timme
 AFSCME Local 1609
 Alfred A Cramer Memorial Award
 Allesee MJ Design Scholarship
 Alton & Evelyn Brayton Scholarship
 American Asoc. of HTG, REF and A/C Eng.
 American Photo Marketing Scholarship
 American Subcontract Association
 Amerikam Scholarship
 Andrea Warfield Memorial Endowed Scholarship
 Andrew & Barbara Young Scholarship
 Andrew Jeffrey Crim Justice Scholarship
 Antigua Annual Scholarship
 Architectural Metals
 Atwell, LLC Surveying

 B. Mulder Furn End Scholarship
 Baarman Family Endowed Scholarship
 Bachelor of Integrative Studies
 Barbara Reuther Memorial Nursing
 Barton Malow Foundation
 BCI New OD Scholarship
 Beverly Russell Award
 Big Rapids Garden Club Scholarship
 Bill & Theresa Streeter Family Scholarship
 Biology Faculty/Staff
 Board of Nursing Scholarship - MSN
 Boyce Family Hockey
 Brian Chapman Memorial PGM Scholarship
 Brian Tomczyk Memorial
 Builders Exchange of GR & W. MI
 Bush Insurance Scholarship
 Bychinsky Endowed Scholarship

 C. Alan Tressler Memorial Scholarship Fund
 Canadian Lakes Garden Club Scholarship
 Candice Dunn Mem End Scholarship
 CAS Dean's Legacy Annual Scholarship
 Charles & Dorothy Peterson
 Charles & Mary Bacon
 Charles Hampton Scholarship
 Charmaine Smith Students with Children
 Chase Plastic Scholarship
 CHP Empowerment - Health Professions
 Clare & Patsy Johnson Endowed
 Class of 1967 End Scholarship
 CNH Industrial Annual - CET
 College of Business Dean's Annual
 College of Education Alumni Scholarship
 Construction Assoc/Don Purdie Mem Sch
 Construction Tech & Mgmt. Stu Competition
 Cory Myrie Memorial

 AAPS Community Engagement Scholarship
 A. Cramer Memorial Scholarship
 Abbott Laboratories Scholarship
 Advantage Technical Services (fka TAC Auto)
 AITP Scholarship
 Alice & George Wales Hockey
 Alphonso & Mary Aguirre
 Alumni Association Legacy
 American Hotel Foundation Scholarship
 American Professional Estimators Scholarship
 American Subcontractors Assoc of Michigan
 Andrea L. Warfield Memorial Endowed Scholarship
 Anne Szabunia Memorial Scholarship
 Arab American Pharmacist Assoc.
 Arnold & Carolyn Johnson Scholarship
 Arnold & Isabell Kempton Scholarship
 ASHP Student Leadership Award

 Barbara Chapman International Study
 Barnes & Noble Scholarship
 Beacon Endowment (Faculty/Student)
 Bill & Lynne Scheible Scholarship
 Bingman Scholarship
 Biology Faculty and Staff Scholarship
 Blanche Arnold Scholarship
 Board of Nursing Scholarship - RN
 Boochard Family FSU Endowed Scholarship
 Bourdlais Endowed Scholarship
 Brayton Memorial Scholarship
 Brett Smith Hockey Endowed Scholarship
 Brian McDonald Scholarship
 Brudy Memorial Pharmacy Scholarship
 Business Student Assistance Scholarship
 Buss Endowed Scholarship

 Call Family Scholarship
 Canadian Lakes Mecosta County Scholarship
 Canteen Services Inc. Scholarship
 CCNA Certification Scholarship
 Charles & Kimberly Christmas Scholarship
 Charles G. Jehnzen Basketball Scholarship
 Charles Jehnzen Scholarship - CET
 Charter Schools Office Scholarship
 Chemical Bank Endowed Scholarship
 CJ General Scholarship
 Clare Mugford R.N. Memorial Endw.
 CM Industry Golf Outing Scholarship
 Coach Walton & Barbara Piggott
 College of Business Management Department
 Collins/Collins Ekman Scholarship
 Construction Mgmt industry
 Coppess Family Football Scholarship
 Craig & Tamara Amey Beyond the Books

GENERAL INFORMATION

EDUCATIONAL GRANTS AND SCHOLARSHIPS

Criminal Justice Annual
Cummings Scholarship
CVS Pharmacy Award

Criminal Justice Class of 1983
Cullen Integrative Studies Scholarship

D. Edwards Intercollegiate Soccer
Dacho & Ruth Dachoff
Daniel Patrick Topp End Scholarship
Daudi Book Scholarship
David D. Whalen Scholarship
David Pao International Scholarship
David R. Greer Surveying Engineering Scholarship
David Williamson Endowed Scholarship
Dee Kap Memorial Scholarship
Deiter Weiss Scholarship
Delta Tau/Lambda Chi Scholarship
Dewpoint End Scholarship
Diane Malburg End Scholarship
Dick Brammer Scholarship
Dieter H. Weiss Award
Distinguished Zerocrats Scholarship
Doc Heeter Blueline Club
Donald and E. Lyle Magee Scholarship
Dominic Ciarrmitaro ISI Memorial
Donuts with the Dean Award
Douglas Hagemann Scholarship
Dr. Adel Makki Pharmacy Endowed Scholarship
Dr. Gabriel Memorial End. Scholarship
Dr. Henry Reitz End. Scholarship
Dr. Jack Bennett Memorial Scholarship
Dr. Marlene O'Hara Memorial Annual
Dr. Roger G. Ostrander Mem End Scholarship
Dr. William Maher Annual
Dr. William Sederburg Scholarship
Dresner Foundation Annual Scholarship
Durst Family Annual

D & T Wilhelm Volleyball Endowed
Damari Family End Scholarship
Daniel Tyler Scholarship
David & Carol Drake Scholarship
David E. Hamilton Endowed
David Prior Scholarship
David Stickles Endowed Scholarship
DECA Scholarship
Dehaan Endowed Scholarship
Delta Dental Foundation Annual
Detroit Colour Council Design
Dettman Family Endowed
DG Garrett Asheville Project End Scholarship
Diane Nix Memorial Scholarship
Dick Dolack Excellence in Officiating Scholarship
Dirk Hoffius End Scholarship
Doc Comm Coll Leader End Scholarship
Doctor of Pharmacy Scholarship
Donald Lowell Scholarship
Donald Shreve Scholarship
Douglas Froelich Scholarship
Drake Family End Scholarship
Dr. Adnan Dakkuri Pharmacy Scholarship
Dr. Henry R. Racki OPT Scholarship
Dr. Ian Mathison Endowed Scholarship
Dr. Lowell LeClair Scholarship
Dr. Merrill R. Murray Memorial Scholarship
Dr. Walter Betts Memorial
Dr. William Sakalauskas Scholarship
Duane E. Bremer Scholarship
Dykstra Scholarship

E & B Nickles Memorial
E & J Wurzer Memorial
E-Commerce Marketing Scholarship
Edward Griffin Memorial Teacher Education
Eileen McQuade Memorial Endowed Scholarship
Elizabeth Claucherty
Ellen Haneline Memorial
Emeriti Association Endw Scholarship
Ensign Family Endw
EU Ability

E&D DeHaan End Scholarship
E&S Lacross End Scholarship
Ed Harris Memorial Scholarship
Edwin & Barbara Courtright Scholarship
Eisler Scholarship
Elizabeth Keeney Scholarship
Elton "Ott" Gingrich Endowed Scholarship
E.S. Young Welding End Scholarship
Ewigleben Scholarship
Excellence in Optometry Scholarship

EDUCATIONAL GRANTS AND SCHOLARSHIPS

F.A. Muehlenbeck Scholarship
 Fairman Scholarship Fund
 Family Fare Pharmacy Scholarship
 Fenn & Associates Surveying Scholarship
 Ferris Academic Opportunity
 Ferris Foundation Need Based Scholarship
 Football Scholarship Annual
 FFA/Russel Moffett Scholarship
 Frances Friar Nursing Scholarship
 Frankenmuth Insurance End Scholarship
 Frank Marra Memorial Scholarship
 Frederick Broemer Award
 Freudenberg NOK Scholarship
 Friar Family Pre-Prof End Scholarship
 FSU Alumni Softball Scholarship
 FSU/GRCC Assist Annual Scholarship
 FSU/GRCC Digital Media Software Engineering
 Fund Evaluation Group Scholarship

Faculty Spon. Stu Dev - A&S
 Falcone Memorial Scholarship
 Felpausch Pharmacy Scholarship
 Ferris & Jean Leach Scholarship
 Ferris Cares Opportunity 125
 Ferris Foundation Opportunity Scholarship
 Fortune/Morlock Memorial Scholarship
 Frank & Mildred Justin
 Frank Karas Scholarship
 Fred E. Taylor Endowed Scholarship
 Fred Kellogg Scholarship
 Friar Family Endowed
 FSU Alumni & Friends Scholarship
 Friends of Michigan State Fair
 FSU Dining Services Scholarship
 FSU/GRCC Digital Animation & Game Design
 FSU/GRCC Endowed Scholarship

G. Mennen Williams Endowed
 Gary Cousineau - Hockey
 Gary Perelli Football
 Geff Reinke Endowed Scholarship
 Geodetic Designs
 George Bowlby Scholarship
 George Kossaras Scholarship
 German Language & Culture
 G&M Kadlec End Scholarship
 GM Service Op Auto Tech Scholarship
 Gordon Kamstra Memorial Scholarship
 GR Furniture Designers Endw Scholarship
 Grace Fleming R.N.
 Gregory Dreuth Scholarship

G Storm Memorial Technical Teacher Education
 Gary & Jean Horn
 Gary Waters Basketball Scholarship
 Gentex Corp
 George & Kathryn Menoutes Scholarship
 George Holcomb Memorial Scholarship Fund
 Gerace Construction Scholarship
 Gilbert Cobb Endowed Scholarship
 Glen's Pharmacy Scholarship
 Gordon & Pat VanDyke Hockey
 GR Chapter of the Const. Specif. Inst. "Art Nelson Mem"
 Graphic Comm & Graphic Media Mgmt.
 GR New Car Dealers Scholarship

H, I, & M Price
 Hagerman Family Pharmacy Endowed Scholarship
 Hare Family End Scholarship
 Harper Wildern Pharmacy Scholarship
 Harry Melling Memorial Scholarship
 Health Professions Dean's Student Award
 Hedrick Associates Endw Scholarship
 Helen Ferris Vartan Scholarship
 Henry Tschappat Scholarship
 Hoexum Scholarship
 Hospitality Management Scholarship
 Howard Hulsman Scholarship
 Hurst Mechanical Inc. Scholarship
 HVACR - Htg. Vent, A/C, Ref. Engineering Scholarship

Hagerman Family Pharmacy Annual Scholarship
 Hammer's 4-C's Award
 Harley Halsted Scholarship
 Harry Larson Memorial Scholarship
 Harry Swartz Pharmacy Administration Award
 Hedgcock Mem End Scholarship
 Helen Bennett Memorial Scholarship
 Helen Popovich Scholarship
 Hicks Gridiron Scholarship
 Honorable John O'Brien Scholarship
 Howard C. Stross Veterans Scholarship
 Hubert & Marion Motry Scholarship
 HS Die Engineering, Inc.

Industrial Design Scholarship

Insurance Alumni Program Endowed

GENERAL INFORMATION

EDUCATIONAL GRANTS AND SCHOLARSHIPS

J. Bourdlais Courage End Scholarship
J & J Giroux End Scholarship
J & K Shane Architect End Scholarship
J.E. Johnson Skilled Trades
J.P. Nelson
J. R. Newton Scholarship
Jack LeBarre Scholarship
Jack Newcombe Scholarship
James & Georgia Nicholas Endowed
James & Katy Moore - Surveying
James Bolthouse Memorial Scholarship
Jan Vonk Endowed (Kendall) Scholarship
Jean K. Elder Endowed Scholarship
Jenny Jacobs Softball Scholarship
Jerry & Mary Ford Scholarship
Jessica Nagle-Wilson Scholarship
Jimmie & Marlene Rodgers Scholarship
Joan Nelson Scholarship
John Baylis Football Scholarship
John Christie Scholarship
John Ladd
John P. Nelson Endowed Scholarship
John Sebold Memorial Scholarship
John Whalen Memorial Endowed Scholarship
Joseph Bishop Surveying Scholarship
Joseph Mikols End Scholarship
Judith & Charles Duddles Scholarship
Julia McCormick

J B McCormick Scholarship
J & C Duddles Endowed
J & J PGN Moore Scholarship
J & K Shane Pharmacy End Scholarship
J.N. Nelson Family Scholarship
Jack and Marion Buss End Scholarship
Jack Pierson Legal Aspects Scholarship
Jacob & Sarah Eisler Endowed Scholarship
James & Christine Jacobs
James & Katy Moore - Health Professions Annual
James B. Turner Endowed
James Shane Scholarship
Japanese Parent's Textbook Scholarship
Jeff & Annette Rowe Pharm D/MBA Annual
Jerry & Glad Scoby Scholarship
Jerry Moore Memorial PGM Scholarship
Jim Ferrell Memorial Endowed Scholarship
Joan E. Totten Scholarship
Joan Reirson Draugalis Endowment
John Celestino Endowed Scholarship
John Deere Foundation Scholarship
John McNamara Memorial Endowed Scholarship
John Newell Scholarship
John R. Smith Memorial Endowed Leadership
Jordain Scholarship
Joseph Juran Scholarship
Joseph Sasaki Scholarship Fund
Justin Hermes Annual Scholarship

K & C Roth End Scholarship
Karl E Huffman Family Endowed Scholarship
Kathleen & Edward Lunt
KCAD General Scholarship
KCAD March Formation End Scholarship
Kem-Tec Surveying, Eng & Enviro. Serv Benchmark
Kendall Digital Media Scholarship
Ken Schmitigal Annual Scholarship
Kendall M Alten Memorial Scholarship
Kendall What Scholarship
K-Mart Pharmacy Scholarship
Kozal & Baker Scholarship

K & R Miller Family Endowed Scholarship
Karen Boochard Social Work Endowed
Karlis K. Kazerovskis Scholarship
Kauzlarich/Campana Family
KEBS Incorporated Scholarship
Ken & Christine Bailey Family Endowed
Kenneth Spoerk Memorial Scholarship
Kendall Joe Withers Scholarship
Kendall Rizzi Memorial Scholarship
Khagendra Thapa K. Surveying Scholarship
Korean Students Scholarship

L & J Keys Scholarship
Lacks Enterprises Inc. Annual
Laverne Curtis Scholarship
Leon & Jerena Keys Family
LeBlond Foundation of Makino Die/Mold Apps.
Lerner & Harrison End Scholarship
Lewis & Lewis Surveying
Lon C. Green Annual Scholarship
Linebaugh, Cindy & Karl Linebaugh Scholarship
Lloyd C. Zill Annual

Labroff Scholarship
Lang & Lit Annual
Leading Shadows OMSS Leadership Annual
Leonard Johnson Disc Sports
Leslie Osborn
Library Student Employee Scholarship
Lincoln Family End Scholarship
Long Scholarship
Lucy & Fabian Ngoh Educational Opportunity
Lynn & Gary Trimarco

EDUCATIONAL GRANTS AND SCHOLARSHIPS

M & J Bigford PGM Scholarship
 M & S Goldsmith Endowed Scholarship
 Mahida Surveying Scholarship
 Marco Family Foundation Grant
 Marriot Golf Scholarship
 Marry Anne & Shakespeare Goldsmith Endowed
 Mary C. Feindt Surveying Scholarship
 Mary McCorrison Child Development
 Mathematics Faculty/Staff
 Mathison Legacy Endowed
 Matt Lichtle Scholarship
 Maude Korstange Scholarship
 McKesson Med. Mgmt Dean's Scholarship
 McNaughton & McKay Scholarship
 MCO Family End Scholarship
 Mecosta Cnty Med Center Aux
 Megan Hurst Endowed Scholarship
 Meijer Inc. Pre-Senior Scholarship Award
 MI Foundation for Vision Awareness & MCO 1st Prof.
 MI Pharmacists A D PRFFLSM Award
 Michael & Paula Rushford Scholarship
 Michigan Adjusters Association Scholarship
 Michigan Association Professional Ins. Agency
 Michigan Mechanical Contractor Scholarship
 Michigan Printing Week Association Scholarship
 Mickey Shapiro Opportunity Scholarship
 Mid Michigan Pharmacists Assoc. Scholarship
 Miles, Kellie, and Hannah Postema Scholarship
 Minnie Mould Marsh Endowed Scholarship
 ML King/Rosa Parks/KCP Future Faculty
 Moore & Bruggink Incorporated Scholarship
 Mylo Ragan Endowed Scholarship

M & M Surveying Engineering Scholarship
 M & S Nawrocki Endowed Scholarship
 Manhard Surveying Annual Scholarship
 Mahmoud Sohb Pharmaacy Endowed Scholarship
 Mark & Debra Newhouse & Bill & Patricia Jones Hockey
 Martin J Wozniak End. Scholarship
 Mary Ann Hashimi Memorial Scholarship
 Mary Lou Washatka
 Mary T. Creswell Scholarship
 Mathison Fellowship Enw
 Matt & Sara Nawrocki Endowed
 MCERF Annual
 McLoughlin Family Endowed Scholarship
 MCO Alumni Endowed Scholarship
 Mechanical Service Contractors of America
 Medicine Shoppe Scholarship
 Meijer Inc. Accountancy Scholarship
 MGMT Dept. Annual Scholarship
 MI / American Foundation for Vision Awareness
 MI Garden Club aka Federated Garden Club
 Michael & Joann Bigford Scholarship
 Michael Sanborn Pharmacy Endowed
 Michigan Association Pipe Trades Scholarship
 Michigan Chapter Air/Cond Contractors Scholarship
 Michigan Pharmacy Fund Scholarship
 Michelle Robinson Scholarship
 Midland Lions Club R. Maier Scholarship
 Mike Shira Health Systems Management
 Millard & Ida Quinlan Scholarship
 ML King/ALPHA PHI ALPHA Scholarship
 Mulder Furniture Design Scholarship

NA Heat-Air Conditioners Scholarship
 National Guard Scholarship
 Nawrocki Pharmacy End Scholarship
 Ngoh, Lucy & Fabian Endowed Scholarship
 Norman & Helen Bennett
 Norris & Irene Johnson Endowed Scholarship
 Northern Michigan Road Commission Scholarship

NACDS Dean's Scholarship
 National Truck Equip Assoc
 Nazih Jawad Lif Rx Scholarship
 Norman Peterson Ind Chem Endowed
 North American Htd. & A/C (HARDI)
 Northern Chapter MI Soc of Professional Surveyors
 Nursing Development Endowment Scholarship

O.B. Davenport Scholarship
 Oakland Area Scholarship
 One-Hour HVACR Annual
 Opportunity Ferris Cares-CAHS
 Opportunity Ferris Cares-CET
 Opportunity Ferris Cares-MCO
 Orville Hoffman Scholarship
 Oswald Rossi Scholarship
 Outer Drive Hospital Auxiliary Scholarship

O'Brien-Quy Scholarship
 Oldfield Family Educational
 Opportunity Ferris Cares-A&S
 Opportunity Ferris Cares-CEHS
 Opportunity Ferris Cares-COB
 Opportunity Ferris Cares-PHARM
 Ostrander Memorial Endowed Scholarship
 Otto Kamptner Memorial Endowed Scholarship

GENERAL INFORMATION

EDUCATIONAL GRANTS AND SCHOLARSHIPS

P & R Seaman Endowed Scholarship
Papo & Stewart Printing MGMT
Paul and Leane Blake Scholarship
Pharmacists Mutual Scholarship Award
Pharmacy Dean's Scholarship
Phillip & Sylvia Frederickson Scholarship
PGM Alumni Scholarship
Phy Science Fac/Staff
Praxir Scholarship
Promesa Scholars End Scholarship
Puterbaugh Scholarship

R & L Friar Social Sci Annual
R & N Phelps Family
Rautiola PTM Scholarship
Raymond Kenyon Scholarship
Reginald & Vivian Sharkey Scholarship
Retail Contractors Assoc
Rex Dew Memorial Textbook Fund
Richard & Dawn Antonini Endowed
Richard Hurst Endowed Scholarship
Richard Shaw Football Endowed
Richard Shaw & Fredrick Jones Endowed
Richard Sturm Memorial
Richard Veazey
Robert & Barbara Martin
Robert & Frances Friar Annual Pharmacy Scholar.
Robert & Jean Olson Scholarship
Robert Brand Memorial Scholarship
Robert Buchdahl Memorial Award
Robert Dougan Memorial
Robert Friar Honorary Biology Scholarship
Robert Tenney
Robert Williams Scholarship
Roger & Debra Card Wildlife Scholarship
RoMan Mfg/IRO Auto End Scholarship
Rought Surveying Scholarship
Ruby MacNeill Endowed Memorial
Runners Memorial Scholarship
Russell G. Merithew Scholarship

Scott E Sanders Endowed Scholarship
Scott Whitener Memorial Scholarship
Seaman's Mechanical Endowed Scholarship
Shaw/Jones Endowed Scholarship
Shopko Pharmacy Scholarship Award
Social Work Emeriti & Fac
Stanley Dean Memorial Endowed Scholarship
Stauffer, MG & PW (fka Upper Division)
Stephen E Martin Memorial Award
Stoddard Family Scholarship
Susan Greene Memorial Scholarship

P. Kearns Education Annual
Paul and Cathy Boyer Scholarship
Paul Winfred Owens Scholarship
Pharmacy Alumni Scholarship
Phi Sigma Kappa Emerging Leader
Phillips Family Award For leaders
PGM S.A. Senior Awards
Peterson, Norman ICT Annual
Plastics & Polymer Eng
Prism Writing Annual Contest Scholarship

Randy & Peggy Seaman Scholarship
Ray Helsing Men's CC & Track Scholarship
Reed City FSU Distinguished Alumni Scholarship
RESPY Pharmacy Scholarship
Rettell Family Scholarship
Rhein Chemie Scholarship
Richard & Ruth Santer Veterans Scholarship
Richard Hunter Scholarship
Richard Johnson Accountancy Scholarship
Richard Shaw HVACR Endowed
Rick Rodenhouse Memorial Scholarship
Ritchie Memorial Vica Scholarship
Robert & Frances Friar Annual Optometry Scholarship
Robert & Frances Friar Social Science Annual
Robert & Judith Scranton Scholarship
Robert Brauer Award
Robert Burtch Scholarship
Robert Friar Grandchildren
Robert Hendricks Memorial Scholarship
Robert VanHoven Memorial Award
Roberta Teahen Univ. Center for Extended Learning
Rolland L. Hicks Endowed Scholarship
Ron Strohkirh
Rowe Incorporated Scholarship
Rumsey Memorial Scholarship
Russell & Avis Gerber Endowed Scholarship
Ruth L. Shattuck Scholarship
Ryan Matthew Clark

Scott Jeffries Memorial Scholarship
Searle Pharmacy Scholarship
Seifferlein & Lusk Golf Team
Sherman Throop Memorial Scholarship
Smith/Taylor/Malloy Scholarship
Spectrum Health BR Hosp.Aux (fka Mec. Cnty Med Cen.)
Statewide & Online Edw (fka Off Campus Edw)
Stechsulte Printing & Imaging Technology
Stewart Endowed Scholarship
Student Hardship Fund
Suzanne Pilat Eberle End Scholarship

EDUCATIONAL GRANTS AND SCHOLARSHIPS

T & T Town End Scholarship
Taggart & Lisa Town Sustainable Construction
Technology in Optometry Scholarship
Terry Nerbonne School of CJ Endowed
Thomas & Marcia Scholler
Thomas Reuther Scholarship
Thompson Foundation Scholarship
Tingley & Associates Scholarship
TJ Amick Memorial Endw– Kendall Scholarship
Tom & Molly Charles Scholarship
Toyota Scholarship
Trevor Slot Memorial

TAC Automotive Group Scholarship
Target Pharmacy Scholarship
Ted Kuzma Football Annual
Theta Alpha Sigma Scholarship
Thomas E. Johnston
Thomas Sobota Memorial Scholarship
Tim Roberts Scholarship
Todd & Tami Jacobs
Totten Family Hockey
Trent Eekhoff Mem End Scholarship
TowerPinkser Int. Design Scholarship

UA Local 85 Plumbers, Steamfitters & HVACR Endw.

VanSteenberg Endowed Schol

Violet Gambotto Endowed

W.C. Judson Scholarship
W. J. Stevenson Scholarship Fund
Walgreen Scholarship
Warren and Beverly Parker Scholarship
Weeks-Lakin Optometry Scholarship
West Michigan Credit Union Scholarship
Wendal Leroy Endowed
West Michigan Credit Union Scholarship
Whitehead Memorial Scholarship
Woolpert LLP Scholarship
Wurzer Memorial Endowed Scholarship

W E Dengler Pharmacy Scholarship
W & R Sanders Endowed
W.D. Cramer Mem End Scholarship
W.S. Garrison Scholarship
Warren & Beverly Parker Scholarship Endowment
Weller Family Annual
West Michigan Mechanical Contractors Scholarship
Wildern Family Scholarship
William Dengler
WM Merle Morris Endowed Scholarship

Young/Behler Young End Scholarship

Young Leadership Scholarship

Zakov Family Endowed Scholarship

GENERAL INFORMATION

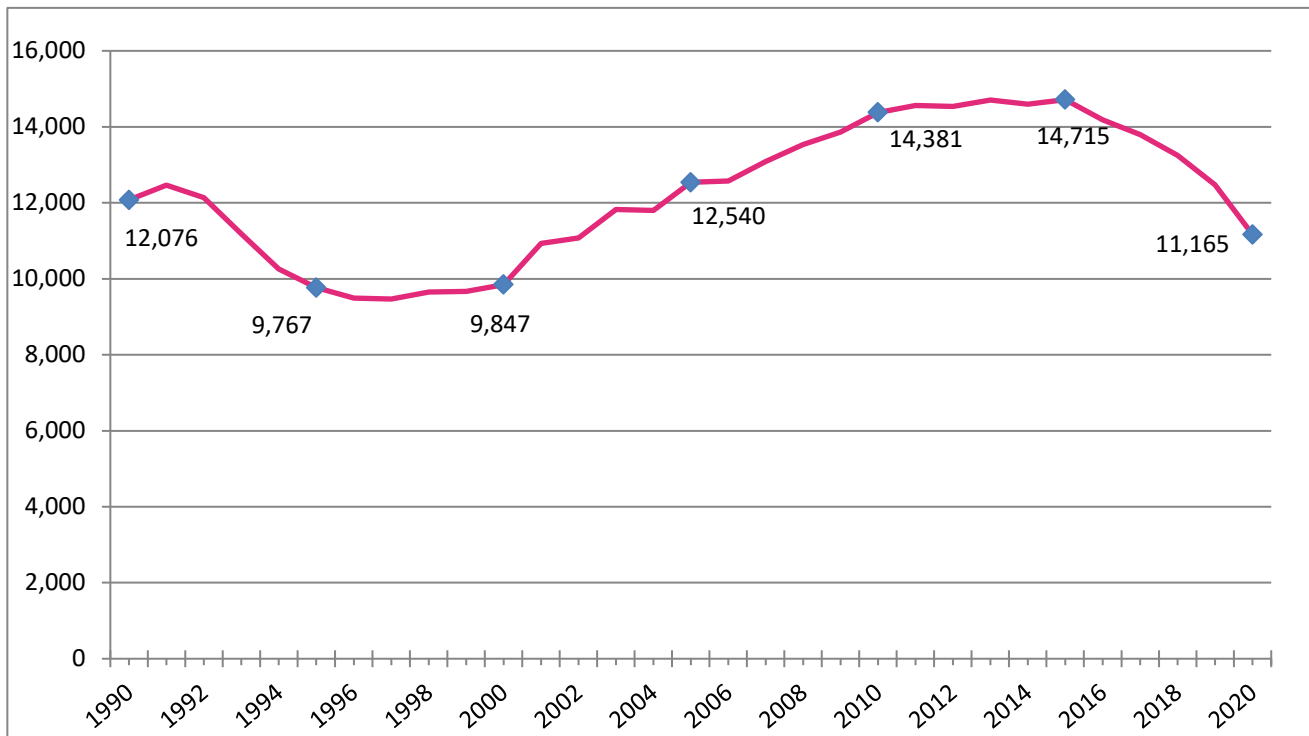
EDUCATIONAL GRANTS AND SCHOLARSHIPS

INSTITUTIONAL LOANS

Abigail Timme Endowed Student Loan Fund
Alden W. Brown Student Loan Fund
Alma Lidell Tufveson Memorial Loan Fund
Alumni Student Loan Fund
Arthur E. Ormsbee Memorial Loan Fund
Asian Student Loan
Augusta Taisey Memorial Loan Fund
Bush Memorial Loan
Campbell Loan
Carlisle Memorial Fund
Carlton G. Ferris Student Loan Fund
Charles E. Schell Foundation Loan Fund
Charles S. Neithercut Student Loan Fund
College of Business Memorial Loan Fund
Dingman, William E. Loan
Discretionary Loan Fund
Donald Rankin Loan
Dr. Glenn Bond Memorial Loan Fund
Dr. Henry Lowsma Memorial Loan Fund
Dr. Ralph Pino Memorial Loan Fund
Earl H. McCormick Memorial Loan Fund
Fern & William Brown Loan Fund
Fern R. Holden Student Loan Fund
France Vedder Loan
Francis R. Piper Loan Fund
Fred W. Swan Memorial Student Assistance Fund
George Berden Loan
Geraldine MacGregor Loan Fund
Gerrit Masselink Memorial Loan Fund
Graphic Art Loan Fund
Heinonen Memorial Loan
Helena Paris Loan Fund
Jay Oviatt Pharmacy Student Loan Fund
Kappa Alpha Psi Loan
Kenneth Spoerk Memorial Loan Fund
Kuhlman & Greene Memorial Loan
Labroff Business Assistance Loan
Lee Cookson Loan
Lithocrafters and Bookcrafters Loan Fund
Louis Fishman Loan
Louis Legg Loan
M. Louis Fishman Memorial Loan Fund
Max E. Smith Memorial Loan Fund
Michigan Pest Control Loan
MI Federation of Women's Clubs Student Loan
Nancy Ingall Memorial Loan Fund
Orville Plank Memorial Loan Fund
Pharmacy Alumni Loan
Pharmacy Emergency Loan
Ralston M. Wylie Student Loan Fund
Raymond and Vida Sines Memorial Fund
Raymond W. Starr Student Loan Fund
Regina L. Stevenson Holt Memorial Loan Fund
Richard Faber Loan
Robert and Gertrude Burns Memorial Loan Fund
Roger Allen Student Assistance Fund
Ronald M. Solomon Memorial Loan Fund
Special Loan Fund
Steve Bordano Memorial Loan Fund
Trippensee Memorial Loan
Vandercook Loan
Victor Spathelf Loan
Walter Armbruster Memorial Loan Fund
Walter H. Gillette Memorial Loan Fund
Whalen-Rex End Scholarship
William C. Moore Memorial Loan Fund
William Lane Memorial Loan
William O. Wolfinger Memorial Loan Fund
Wolverine Club Student Loan Fund

ENROLLMENT

TOTAL HEADCOUNT ENROLLMENT

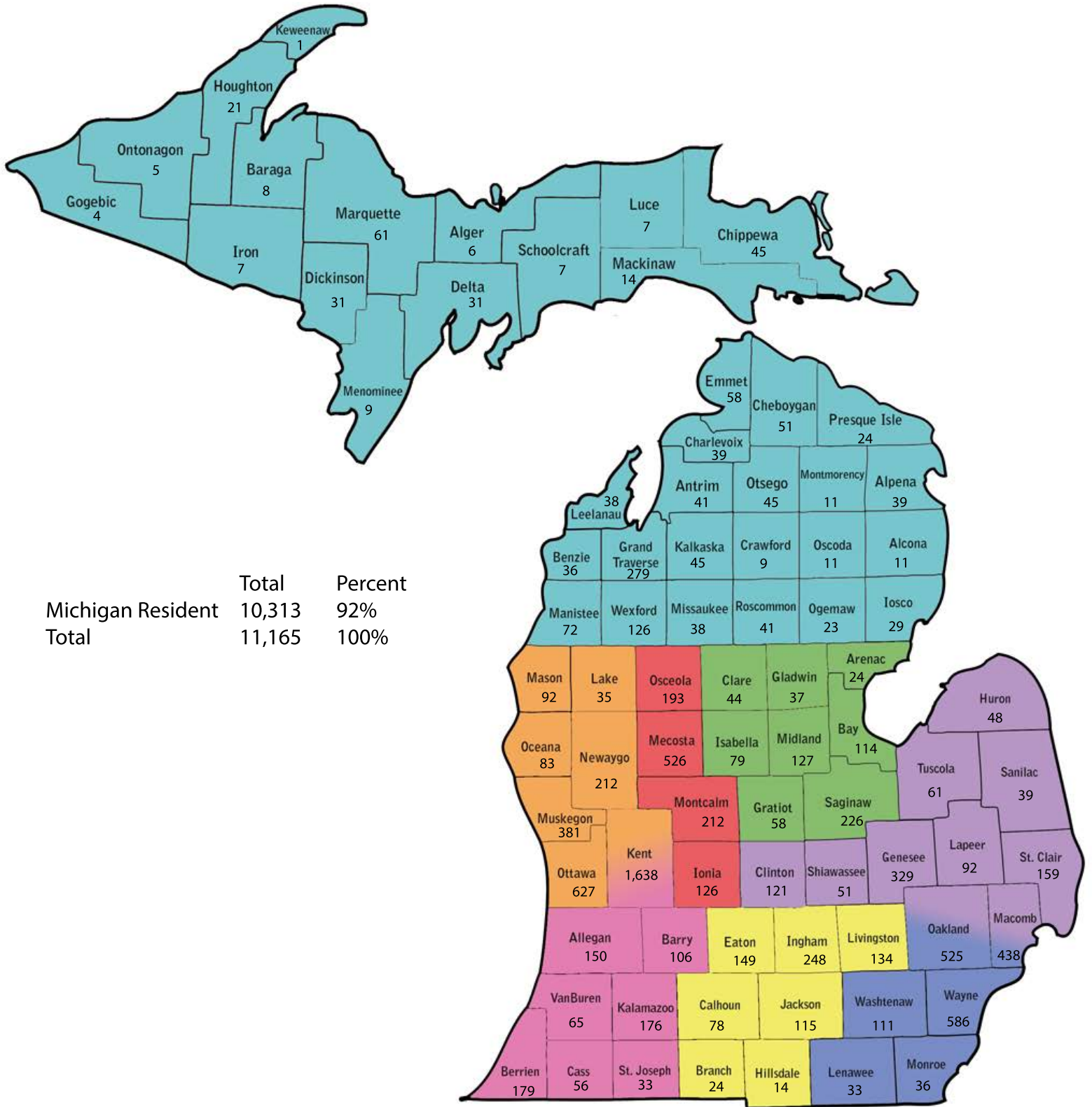


FALL ENROLLMENT 1990 - 2020

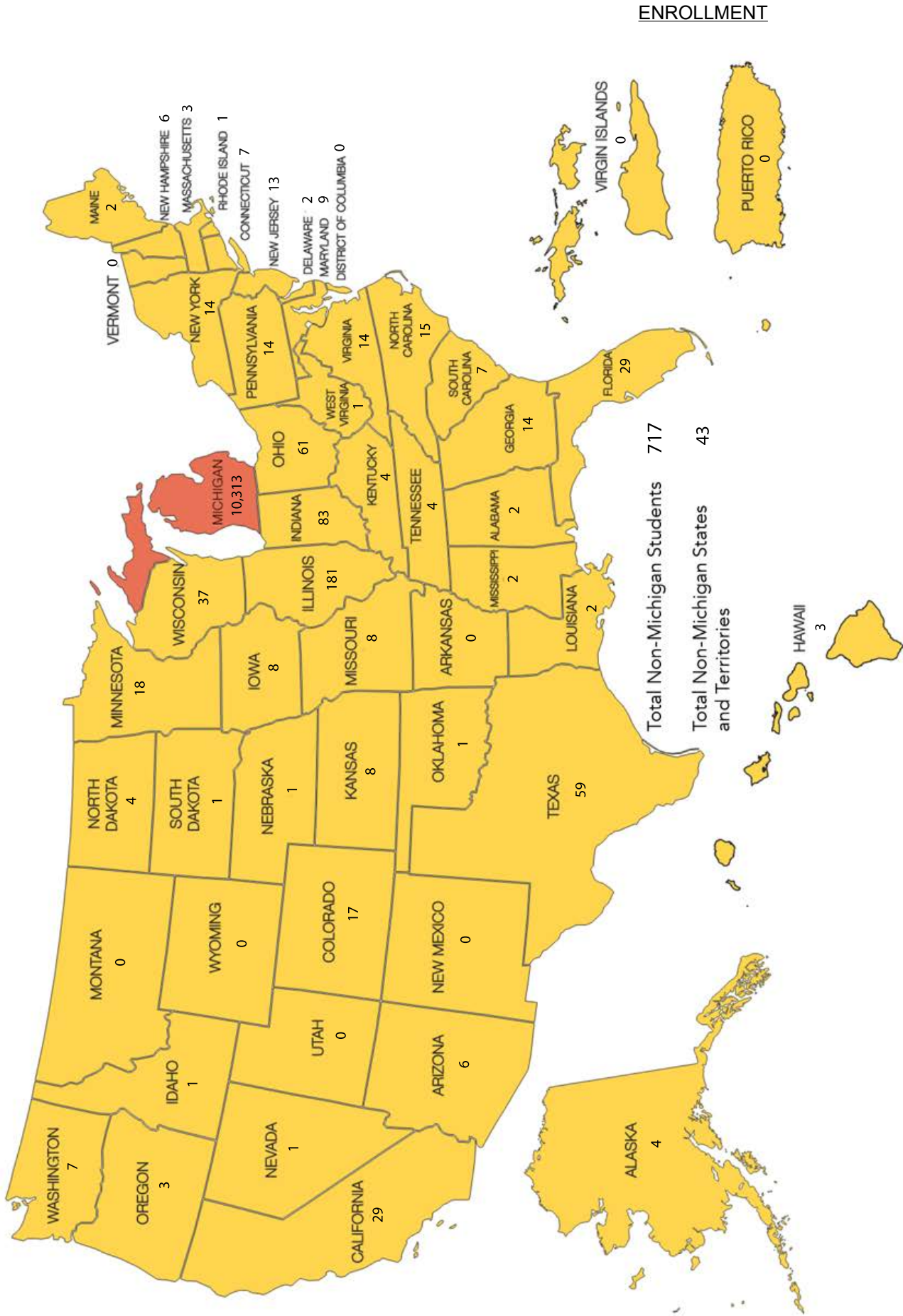
1990	12,076	2006	12,575
1991	12,461	2007	13,087
1992	12,134	2008	13,532
1993	11,188	2009	13,865
1994	10,258	2010	14,381
1995	9,767	2011	14,560
1996	9,495	2012	14,533
1997	9,468	2013	14,707
1998	9,651	2014	14,600
1999	9,668	2015	14,715
2000	9,847	2016	14,187
2001	10,930	2017	13,798
2002	11,074	2018	13,250
2003	11,822	2019	12,472
2004	11,803	2020	11,165
2005	12,540		

Source: Office of Institutional Research & Testing

FALL 2020 ENROLLMENT BY COUNTY



FALL 2020 ENROLLMENT BY STATE



ENROLLMENT**FALL 2020 MICHIGAN ENROLLMENT BY COUNTY**

Alcona	11	Lake	35
Alger	6	Lapeer	92
Allegan	150	Leelanau	38
Alpena	39	Lenawee	33
Antrim	41	Livingston	134
Arenac	24	Luce	7
Baraga	8	Mackinac	14
Barry	106	Macomb	438
Bay	114	Manistee	72
Benzie	36	Marquette	61
Berrien	179	Mason	92
Branch	24	Mecosta	526
Calhoun	78	Menominee	9
Cass	56	Midland	127
Charlevoix	39	Missaukee	38
Cheboygan	51	Monroe	36
Chippewa	45	Montcalm	212
Clare	44	Montmorency	11
Clinton	121	Muskegon	381
Crawford	9	Newaygo	212
Delta	31	Oakland	525
Dickinson	31	Oceana	83
Eaton	149	Ogemaw	23
Emmet	58	Ontonagon	5
Genesee	329	Osceola	193
Gladwin	37	Oscoda	11
Gogebic	4	Otsego	45
Grand Traverse	279	Ottawa	627
Gratiot	58	Presque Isle	24
Hillsdale	14	Roscommon	41
Houghton	21	Saginaw	226
Huron	48	St. Clair	159
Ingham	248	St. Joseph	33
Ionia	126	Sanilac	39
Iosco	29	Schoolcraft	7
Iron	7	Shiawassee	51
Isabella	79	Tuscola	61
Jackson	115	Van Buren	65
Kalamazoo	176	Washtenaw	111
Kalkaska	45	Wayne	586
Kent	1,638	Wexford	126
Keweenaw	1		
		TOTAL	10,313

Source: Office of Institutional Research & Testing

FALL 2020 ENROLLMENT BY STATE & BY COUNTRY

NON-MICHIGAN STUDENTS BY STATE AND TERRITORIES

Alabama	2	Illinois	181	Nebraska	1	Rhode Island	1
Alaska	4	Indiana	83	Nevada	1	South Carolina	7
Arizona	6	Iowa	8	New Hampshire	6	South Dakota	1
Arkansas	0	Kansas	8	New Jersey	13	Tennessee	4
California	29	Kentucky	4	New Mexico	0	Texas	59
Colorado	17	Louisiana	2	New York	14	Utah	0
Connecticut	7	Maine	2	North Carolina	15	Vermont	0
Delaware	2	Maryland	9	North Dakota	4	Virginia	14
District of Columbia	0	Massachusetts	3	Ohio	61	Virgin Islands	0
Florida	29	Minnesota	18	Oklahoma	1	Washington	7
Georgia	14	Mississippi	2	Oregon	3	West Virginia	1
Hawaii	3	Missouri	8	Pennsylvania	14	Wisconsin	37
Idaho	1	Montana	0	Puerto Rico	0	Wyoming	0
						Unidentified	11
						TOTAL	717
						TOTAL STATES AND TERRITORIES	43

INTERNATIONAL STUDENTS BY COUNTRY

<u>New Zealand</u>	<u>1</u>	India	7	France	1	Brazil	2
New Zealand	1	Indonesia	1	Finland	1	Honduras	1
<u>Africa</u>	<u>8</u>	Iran	1	German Demo Repub	1	Peru	1
Botswana	2	Kazakhstan	1	Germany	2		
Kenya	1	Pakistan	1	Spain	2		
Madagascar	1	Lebanon	1	Sweden	1		
Malaysia	1	Saudi Arabia	12	United Kingdom	1		
Nigeria	3	South Korea	2	<u>North America</u>	<u>40</u>		
<u>Asia</u>	<u>72</u>	Thailand	1	Belize	1		
Bahrain	1	Vietnam	8	Canada	37		
China	35	<u>Europe</u>	<u>10</u>	Unidentified	2		
Hong Kong	1	Czech Republic	1	<u>South America</u>	<u>4</u>		
						TOTAL	135
						TOTAL COUNTRIES	32

Source: Office of Institutional Research & Testing

ENROLLMENT

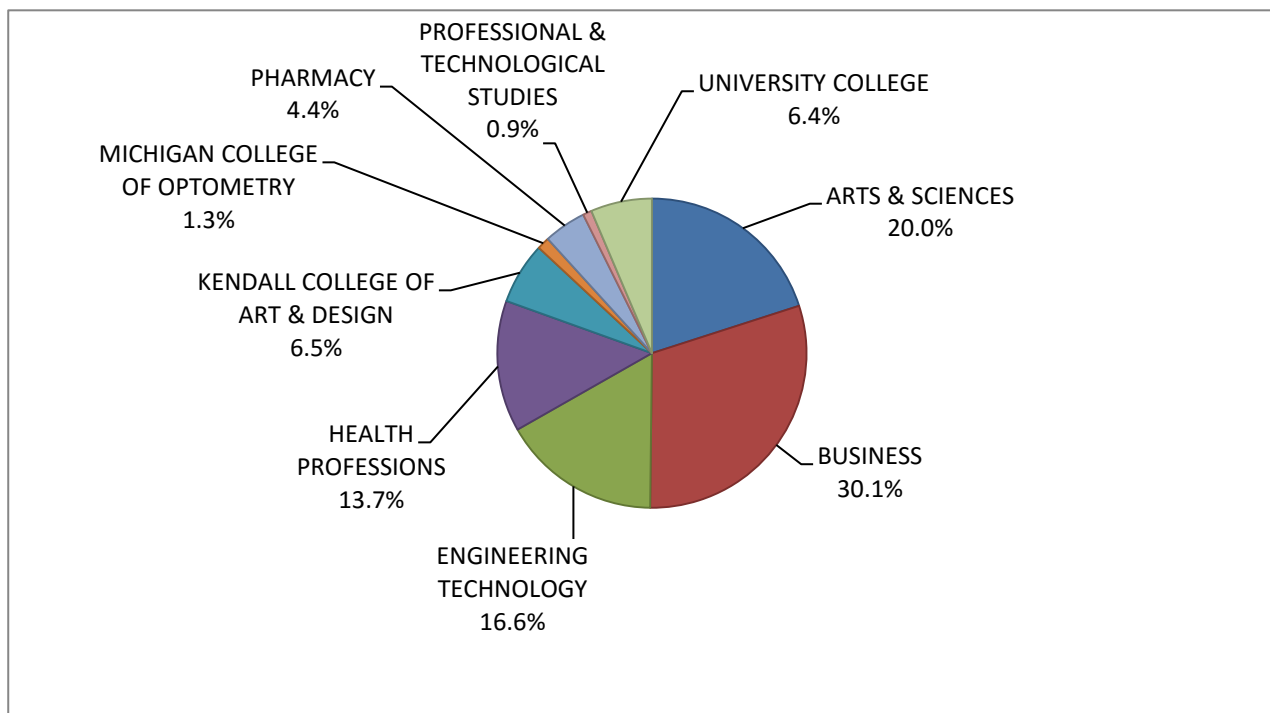
5-YEAR ENROLLMENT BY COLLEGE FALL SEMESTER

<u>COLLEGE</u>	<u>2016-17</u>	<u>2017-18</u>	<u>2018-19</u>	<u>2019-20</u>	<u>2020-21</u>
ARTS & SCIENCES*	1,766	1,783	1,738	1,706	2,238
BUSINESS*	2,657	2,494	2,384	2,157	3,365
EDUCATION & HUMAN SERVICES *	2,156	2,133	2,121	2,052	
ENGINEERING TECHNOLOGY	2,197	2,121	2,096	2,024	1,852
HEALTH PROFESSIONS	2,168	2,007	1,828	1,707	1,531
KENDALL COLLEGE OF ART & DESIGN	1,214	1,071	1,011	875	721
MICHIGAN COLLEGE OF OPTOMETRY	148	149	148	146	145
PHARMACY	581	565	576	533	495
PROFESSIONAL & TECHNOLOGICAL STUDIES	98	105	121	90	103
UNIVERSITY COLLEGE	1,202	1,370	1,227	1,182	715
TOTAL	14,187	13,798	13,250	12,472	11,165

*Effective Fall 2020, the College of Education & Human Services was closed.
Programs and students were moved to the Colleges of Arts and Sciences and Business.

Source: Office of Institutional Research & Testing

**PERCENT OF STUDENTS BY COLLEGE
FALL SEMESTER 2021**



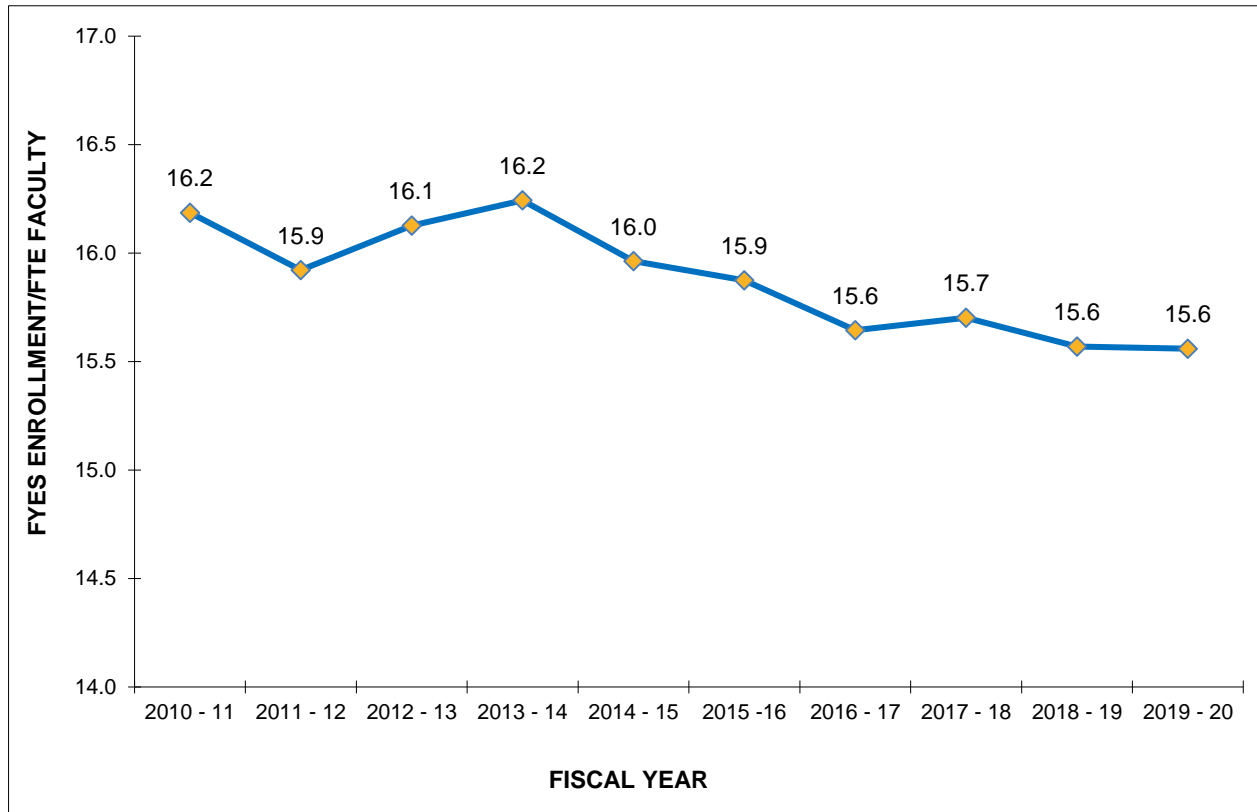
STUDENT ENROLLMENT BY COLLEGE

ARTS & SCIENCES	2,238
BUSINESS	3,365
ENGINEERING TECHNOLOGY	1,852
HEALTH PROFESSIONS	1,531
KENDALL COLLEGE OF ART & DESIGN	721
MICHIGAN COLLEGE OF OPTOMETRY	145
PHARMACY	495
PROFESSIONAL & TECHNOLOGICAL STUDIES	103
UNIVERSITY COLLEGE	715
TOTAL	11,165

Source: Office of Institutional Research & Testing

ENROLLMENT

**FULL-YEAR EQUATED STUDENT (FYES) ENROLLMENT PER
FULL-TIME EQUATED (FTE) FACULTY
2010 - 11 to 2019 - 20**



STUDENT - FACULTY RATIO

	<u>FYES</u>	<u>FTE</u>	<u>RATIO</u>
2010 - 11	12,076	746.08	16.2
2011 - 12	12,215	767.17	15.9
2012 - 13	12,204	756.73	16.1
2013 - 14	12,142	747.53	16.2
2014 - 15	12,131	759.96	16.0
2015 - 16	12,125	763.79	15.9
2016 - 17	11,636	743.76	15.6
2017 - 18	11,251	716.51	15.7
2018 - 19	10,758	690.98	15.6
2019 - 20	10,195	655.23	15.6

Source: State of Michigan HEIDI Database, Budget Office

ENROLLMENT SUMMARY FALL 2020

	<u>FULL-TIME</u>		<u>PART-TIME</u>		<u>TOTAL</u>
UNDERGRADUATE STUDENTS	7,127	72%	2,802	28%	9,929
GRADUATE STUDENTS	167	34%	326	66%	493
GRADUATE PROFESSIONAL PRACTICE	635	99%	5	1%	640
DOCTORATE STUDENTS	100	97%	3	3%	103
ALL STUDENTS	8,029	72%	3,136	28%	11,165

	<u>MEN</u>		<u>WOMEN</u>		<u>TOTAL</u>
TOTAL FULL-TIME	3,781	47%	4,248	53%	8,029
TOTAL PART-TIME	1,343	43%	1,793	57%	3,136
TOTALS	5,124	46%	6,041	54%	11,165

	<u>FALL 2018</u>	<u>FALL 2019</u>	<u>FALL 2020</u>
FTIAC'S * (First Time In Any College)	1,888	1,897	1,544
DUAL ENROLLED CONTINUING	177	177	117
DUAL ENROLLED FTIAC	636	553	208
READMITS	371	381	313
TRANSFERS**	1,232	1,123	897
GRAD/PROFESSIONAL ADMIT **	305	324	278
CONTINUING	8,636	8,011	7,805
GUEST	5	6	3
TOTAL	13,250	12,472	11,165

<u>NEW FRESHMEN (FTIAC'S)</u>	<u>FALL 2018</u>	<u>FALL 2019</u>	<u>FALL 2020</u>
APPLIED (completed applications)	10,209	9,149	8,546
ADMITTED	8,277	7,934	7,051
ENROLLED	1,888	1,897	1,544
RATIO of ENROLLED to ADMITTED	0.23	0.24	0.22

	<u>FALL 2018</u>	<u>FALL 2019</u>	<u>FALL 2020</u>
TOTAL	13,250	12,472	11,165
ON-LINE	944	861	806
KENDALL	1,011	875	721
OFF CAMPUS	1,742	1,561	1,445
BIG RAPIDS	9,553	9,175	8,193
IN RESIDENCE HALLS	2,629	2,822	2,314
IN APARTMENTS	427	420	423
IN SUITES	300	297	299
COMMUTERS	6,197	5,636	5,157

* Includes all students, F-T, P-T, degree-seeking and non-degree-seeking.

** Prior to Fall 2019 Grad/Professional Admits (new to report as of F19) were included with "Transfers".

Source: Office of Institutional Research & Testing

ENROLLMENT

**Enrollment Summary by College
On/Off/On-Line/Kendall & Gender**

College	Fall 2019			Fall 2020		
	Female	Male	Total	Female	Male	Total
Arts & Sciences*	1,119	587	1,706	1,592	646	2,238
On-Campus	1,049	567	1,616	1,323	606	1,929
Off-Campus	53	7	60	252	22	274
On-Line	17	13	30	17	18	35
Business*	954	1,203	2,157	1,513	1,852	3,365
On-Campus	629	935	1,564	950	1,359	2,309
Off-Campus	203	189	392	437	389	826
On-Line	122	79	201	126	104	230
Education & Human Services*	1,106	946	2,052			
On-Campus	621	656	1,277			
Off-Campus	482	284	766			
On-Line	3	6	9			
Engineering Technology	240	1,784	2,024	221	1,631	1,852
On-Campus	206	1,492	1,698	185	1,374	1,559
Off-Campus	30	201	231	32	175	207
On-Line	4	91	95	4	82	86
Health Professions	1,495	212	1,707	1,332	199	1,531
On-Campus	997	133	1,130	893	124	1,017
Off-Campus	41	10	51	44	15	59
On-Line	457	69	526	395	60	455
Kendall College Of Art & Design	652	223	875	534	187	721
Kendall	652	223	875	534	187	721
Michigan College Of Optometry	90	56	146	91	54	145
On-Campus	90	56	146	91	54	145
Pharmacy	295	238	533	275	220	495
On-Campus	295	238	533	275	220	495
Professional & Technological Studies	53	37	90	63	40	103
On-Campus	17	12	29	15	9	24
Off-Campus	36	25	61	48	31	79
University College	737	445	1,182	420	295	715
On-Campus	737	445	1,182	420	295	715
University Total	6,741	5,731	12,472	6,041	5,124	11,165
On-Campus	4,641	4,534	9,175	4,152	4,041	8,193
Off-Campus	845	716	1,561	813	632	1,445
On-Line	603	258	861	542	264	806
Kendall	652	223	875	534	187	721

*Effective Fall 2020, the College of Education & Human Services was closed.
Programs and students were moved to the Colleges of Arts and Sciences and Business.

Source: Office of Institutional Research & Testing

ENROLLMENT SUMMARY BY COLLEGE FALL 2020

ARTS & SCIENCES**

	<u>FULL-TIME</u>		<u>PART-TIME</u>		<u>TOTAL</u>
UNDERGRADUATE STUDENTS	1,711	95%	89	5%	1,800
GRADUATE STUDENTS	58	13%	380	87%	438
ALL STUDENTS	1,769	79%	469	21%	2,238

	<u>MEN</u>		<u>WOMEN</u>		<u>TOTAL</u>
TOTAL FULL-TIME	528	30%	1,241	70%	1,769
TOTAL PART-TIME	118	25%	351	75%	469
TOTALS	646	29%	1,592	71%	2,238

	<u>FALL 2018</u>	<u>FALL 2019</u>	<u>FALL 2020</u>
FTIAC'S * (First Time In Any College)	367	388	383
READMITS	43	58	52
TRANSFERS	154	138	203
CONTINUING	1,174	1,122	1,600
TOTAL	1,738	1,706	2,238

<u>FRESHMEN</u>	<u>FALL 2018</u>	<u>FALL 2019</u>	<u>FALL 2020</u>
APPLIED	2,173	2,027	2,177
ADMITTED	1,770	1,750	1,844

BUSINESS**

	<u>FULL-TIME</u>		<u>PART-TIME</u>		<u>TOTAL</u>
UNDERGRADUATE STUDENTS	2,224	69%	1,021	31%	3,245
GRADUATE STUDENTS	31	26%	89	74%	120
ALL STUDENTS	2,255	67%	1,110	33%	3,365

	<u>MEN</u>		<u>WOMEN</u>		<u>TOTAL</u>
TOTAL FULL-TIME	1,278	57%	977	43%	2,255
TOTAL PART-TIME	574	52%	536	48%	1,110
TOTALS	1,852	55%	1,513	45%	3,365

	<u>FALL 2018</u>	<u>FALL 2019</u>	<u>FALL 2020</u>
FTIAC'S * (First Time In Any College)	296	295	420
READMITS	79	79	121
TRANSFERS	281	256	413
CONTINUING	1,728	1,527	2,411
TOTAL	2,384	2,157	3,365

<u>FRESHMEN</u>	<u>FALL 2018</u>	<u>FALL 2019</u>	<u>FALL 2020</u>
APPLIED	1,678	1,508	2,145
ADMITTED	1,339	1,273	1,798

* Includes F-T and P-T FTIACS

**Effective Fall 2020, the College of Education & Human Services was closed.
Programs and students were moved to the Colleges of Arts and Sciences and Business.

Source: Office of Institutional Research & Testing

ENROLLMENT

**ENROLLMENT SUMMARY BY COLLEGE
FALL 2020**

EDUCATION & HUMAN SERVICES**

	<u>FULL-TIME</u>	<u>PART-TIME</u>	<u>TOTAL</u>
UNDERGRADUATE STUDENTS			
GRADUATE STUDENTS			
ALL STUDENTS			

	<u>MEN</u>	<u>WOMEN</u>	<u>TOTAL</u>
TOTAL FULL-TIME			
TOTAL PART-TIME			
TOTALS			

	<u>FALL 2018</u>	<u>FALL 2019</u>	<u>FALL 2020</u>
FTIAC'S * (First Time In Any College)	290	256	
READMITS	69	79	
TRANSFERS	319	320	
CONTINUING	1,443	1,397	
TOTAL	2,121	2,052	

<u>FRESHMEN</u>	<u>FALL 2018</u>	<u>FALL 2019</u>	<u>FALL 2020</u>
APPLIED	1,411	1,239	
ADMITTED	1,102	1,048	

ENGINEERING TECHNOLOGY

	<u>FULL-TIME</u>		<u>PART-TIME</u>		<u>TOTAL</u>
UNDERGRADUATE STUDENTS	1,410	76%	442	24%	1,852
ALL STUDENTS	1,410	76%	442	24%	1,852

	<u>MEN</u>		<u>WOMEN</u>		<u>TOTAL</u>
TOTAL FULL-TIME	1,246	88%	164	12%	1,410
TOTAL PART-TIME	385	87%	57	13%	442
TOTALS	1,631	88%	221	12%	1,852

	<u>FALL 2018</u>	<u>FALL 2019</u>	<u>FALL 2020</u>
FTIAC'S * (First Time In Any College)	292	306	262
READMITS	48	46	38
TRANSFERS	244	235	172
CONTINUING	1,512	1,437	1,380
TOTAL	2,096	2,024	1,852

<u>FRESHMEN</u>	<u>FALL 2018</u>	<u>FALL 2019</u>	<u>FALL 2020</u>
APPLIED	1,060	980	921
ADMITTED	840	830	731

* Includes F-T and P-T FTIACS

**Effective Fall 2020, the College of Education & Human Services was closed.

Programs and students were moved to the Colleges of Arts and Sciences and Business.

Source: Office of Institutional Research & Testing

ENROLLMENT SUMMARY BY COLLEGE FALL 2020

HEALTH PROFESSIONS

	<u>FULL-TIME</u>		<u>PART-TIME</u>		<u>TOTAL</u>
UNDERGRADUATE STUDENTS	911	67%	441	33%	1,352
GRADUATE STUDENTS	45	25%	134	75%	179
ALL STUDENTS	956	62%	575	38%	1,531

	<u>MEN</u>		<u>WOMEN</u>		<u>TOTAL</u>
TOTAL FULL-TIME	120	13%	836	87%	956
TOTAL PART-TIME	79	14%	496	86%	575
TOTALS	199	13%	1,332	87%	1,531

	<u>FALL 2018</u>	<u>FALL 2019</u>	<u>FALL 2020</u>
FTIAC'S * (First Time In Any College)	193	227	159
READMITS	88	84	73
TRANSFERS	216	195	161
CONTINUING	1,331	1,201	1,138
TOTAL	1,828	1,707	1,531

<u>FRESHMEN</u>	<u>FALL 2018</u>	<u>FALL 2019</u>	<u>FALL 2020</u>
APPLIED	1,279	1,122	1,105
ADMITTED	958	969	905

KENDALL COLLEGE OF ART & DESIGN

	<u>FULL-TIME</u>		<u>PART-TIME</u>		<u>TOTAL</u>
UNDERGRADUATE STUDENTS	487	72%	187	28%	674
GRADUATE STUDENTS	33	70%	14	30%	47
ALL STUDENTS	520	72%	201	28%	721

	<u>MEN</u>		<u>WOMEN</u>		<u>TOTAL</u>
TOTAL FULL-TIME	136	26%	384	74%	520
TOTAL PART-TIME	51	25%	150	75%	201
TOTALS	187	26%	534	74%	721

	<u>FALL 2018</u>	<u>FALL 2019</u>	<u>FALL 2020</u>
FTIAC'S * (First Time In Any College)	99	73	76
Dual Enrolled Continuing	40	44	20
Dual Enrolled FTIAC's	99	68	38
READMITS	22	16	18
TRANSFERS	97	82	62
CONTINUING	650	588	504
GUEST	4	4	3
TOTAL	1,011	875	721

<u>FRESHMEN</u>	<u>FALL 2018</u>	<u>FALL 2019</u>	<u>FALL 2020</u>
APPLIED	213	173	201
ADMITTED	173	131	145

* Includes F-T and P-T FTIACS

Source: Office of Institutional Research & Testing

ENROLLMENT

**ENROLLMENT SUMMARY BY COLLEGE
FALL 2020**

MICHIGAN COLLEGE OF OPTOMETRY

	<u>FULL-TIME</u>		<u>PART-TIME</u>		<u>TOTAL</u>
GRADUATE PROFESSIONAL PRACTICE	145	100%	0	0%	145
ALL STUDENTS	145	100%	0	0%	145

	<u>MEN</u>		<u>WOMEN</u>		<u>TOTAL</u>
TOTAL FULL-TIME	54	37%	91	63%	145
TOTAL PART-TIME	0	0%	0	0%	0
TOTALS	54	37%	91	63%	145

	<u>FALL 2018</u>	<u>FALL 2019</u>	<u>FALL 2020</u>
TRANSFERS	37	38	36
CONTINUING	111	108	109
TOTAL	148	146	145

<u>PROFESSIONAL</u>	<u>FALL 2018</u>	<u>FALL 2019</u>	<u>FALL 2020</u>
APPLIED	194	221	194
ADMITTED ¹	55	67	75

PHARMACY

	<u>FULL-TIME</u>		<u>PART-TIME</u>		<u>TOTAL</u>
GRADUATE PROFESSIONAL PRACTICE	490	99%	5	1%	495
ALL STUDENTS	490	99%	5	1%	495

	<u>MEN</u>		<u>WOMEN</u>		<u>TOTAL</u>
TOTAL FULL-TIME	217	44%	273	56%	490
TOTAL PART-TIME	3	60%	2	40%	5
TOTALS	220	44%	275	56%	495

	<u>FALL 2018</u>	<u>FALL 2019</u>	<u>FALL 2020</u>
READMITS	3	1	0
TRANSFERS	139	120	95
CONTINUING	434	412	400
TOTAL	576	533	495

<u>PROFESSIONAL</u>	<u>FALL 2018</u>	<u>FALL 2019</u>	<u>FALL 2020</u>
APPLIED	377	280	223
ADMITTED ²	192	143	149

* Includes F-T and P-T FTIACS

¹ From Optomcas system

² From Pharmcas system

Source: Office of Institutional Research & Testing

ENROLLMENT SUMMARY BY COLLEGE FALL 2020

PROFESSIONAL & TECHNOLOGICAL STUDIES

	<u>FULL-TIME</u>		<u>PART-TIME</u>		<u>TOTAL</u>
DOCTORATE STUDENTS	100	97%	3	3%	103
ALL STUDENTS	100	97%	3	3%	103

	<u>MEN</u>		<u>WOMEN</u>		<u>TOTAL</u>
TOTAL FULL-TIME	38	38%	62	62%	100
TOTAL PART-TIME	2	1%	1	0%	3
TOTALS	40	39%	63	70%	103

	<u>FALL 2018</u>	<u>FALL 2019</u>	<u>FALL 2020</u>
TRANSFERS	1	17	1
CONTINUING	120	73	102
TOTAL	121	90	103

<u>FRESHMEN</u>	<u>FALL 2018</u>	<u>FALL 2019</u>	<u>FALL 2020</u>
APPLIED	n/a	n/a	n/a
ADMITTED	n/a	n/a	n/a

UNIVERSITY COLLEGE

	<u>FULL-TIME</u>		<u>PART-TIME</u>		<u>TOTAL</u>
UNDERGRADUATE STUDENTS	384	54%	331	46%	715
ALL STUDENTS	384	54%	331	46%	715

	<u>MEN</u>		<u>WOMEN</u>		<u>TOTAL</u>
TOTAL FULL-TIME	164	43%	220	57%	384
TOTAL PART-TIME	131	40%	200	60%	331
TOTALS	295	41%	420	59%	715

	<u>FALL 2018</u>	<u>FALL 2019</u>	<u>FALL 2020</u>
FTIAC'S * (First Time In Any College)	351	352	244
Dual Enrolled Continuing	137	133	97
Dual Enrolled FTIAC's	537	485	170
READMITS	19	18	11
TRANSFERS	49	46	32
CONTINUING	133	146	161
GUEST	1	2	0
TOTAL	1,227	1,182	715

<u>FRESHMEN</u>	<u>FALL 2018</u>	<u>FALL 2019</u>	<u>FALL 2020</u>
APPLIED	2,395	2,100	1,859
ADMITTED	2,095	1,933	1,600

* Includes F-T and P-T FTIACS

Source: Office of Institutional Research & Testing

ENROLLMENT

COMPARATIVE FALL ENROLLMENT REPORT BY COLLEGE

Gender by Degree Level

	<u>WOMEN</u>	<u>MEN</u>	<u>2020 TOTAL</u>	<u>2019 TOTAL</u>
ARTS & SCIENCES*	1,592	646	2,238	1,706
Associate Degree	463	177	640	541
Bachelor Degree	1,010	431	1,441	1,072
Master's Degree	110	29	139	91
Non-Degree Seeking Undergraduate	6	4	10	0
Non-Degree Seeking Graduate	3	5	8	2
BUSINESS*	1,513	1,852	3,365	2,157
Associate Degree	310	332	642	295
Bachelor Degree	1,132	1,457	2,589	1,764
Master's Degree	57	54	111	79
Certificate - Graduate	5	4	9	5
Certificate - Undergraduate	9	5	14	14
ENGINEERING TECHNOLOGY	221	1,631	1,852	2,024
Associate Degree	93	737	830	893
Bachelor Degree	127	892	1,019	1,126
Certificate	1	2	3	5
HEALTH PROFESSIONS	1,332	199	1,531	1,707
Associate Degree	546	78	624	769
Bachelor Degree	605	87	692	727
Master's Degree	160	17	177	169
Certificate - Undergraduate	20	16	36	42
Certificate- Graduate	1	0	1	0
KENDALL	534	187	721	875
Bachelor Degree	450	163	613	692
Master's Degree	30	17	47	64
Non-Degree Seeking Graduate	0	0	0	3
Non-Degree Seeking Undergraduate	54	7	61	116
OPTOMETRY	91	54	145	146
O.D. Degree	91	54	145	146
PHARMACY	275	220	495	533
Pharm. D. Degree	275	220	495	533
PROFESSIONAL & TECHNOLOGICAL STUDIES	63	40	103	90
Ed.D. Degree	63	40	103	90
UNIVERSITY COLLEGE	420	295	715	1,182
Associate Degree	248	184	432	521
Non-Degree Seeking Undergraduate	172	111	283	661
TOTAL UNIVERSITY	6,041	5,124	11,165	12,472

*Effective Fall 2020, the College of Education & Human Services was closed.
 Programs and students were moved to the Colleges of Arts and Sciences and Business.

Source: Office of Institutional Research & Testing

ENROLLMENT BY COLLEGE & CLASS LEVEL

College	Fall 2018	Fall 2019	Fall 2020
Arts & Sciences*			
Freshmen	391	429	497
Sophomore	370	372	453
Junior	391	370	457
Senior	502	442	684
Graduate	84	93	147
Business*			
Freshmen	380	377	592
Sophomore	378	325	563
Junior	505	448	755
Senior	1,011	923	1,335
Graduate	110	84	120
Education & Human Services*			
Freshmen	390	354	
Sophomore	343	347	
Junior	503	479	
Senior	783	766	
Graduate	102	106	
Engineering Technology			
Freshmen	361	365	296
Sophomore	362	421	372
Junior	501	409	419
Senior	872	829	765
Health Professions			
Freshmen	272	309	247
Sophomore	314	310	292
Junior	280	266	263
Senior	791	653	550
Graduate	171	169	179
Kendall College Of Art & Design			
Freshmen	284	259	173
Sophomore	192	143	116
Junior	212	191	157
Senior	270	215	228
Graduate	53	67	47
Michigan College Of Optometry			
Graduate Professional Practice	148	146	145
Pharmacy			
Graduate Professional Practice	576	533	495
Professional & Technological Studies			
Doctorate	121	90	103
University College			
Freshmen	1,137	1,080	594
Sophomore	69	79	104
Junior	10	13	8
Senior	11	10	9
University Total			
Freshmen	3,215	3,173	2,399
Sophomore	2,028	1,997	1,900
Junior	2,402	2,176	2,059
Senior	4,240	3,838	3,571
Graduate	520	519	493
Graduate Professional Practice	724	679	640
Doctorate	121	90	103

*Effective Fall 2020, the College of Education & Human Services was closed. Programs and students were moved to the Colleges of Arts and Sciences and Business.

Source: Office of Institutional Research & Testing

**Ferris State University - Student Enrollment
Degree and Non-Degree Seeking
Fall 2016 - Fall 2020**

	<u>Headcount</u>	<u>FTIAC</u>	<u>Transfer</u>	<u>FTE</u>
Fall 2020				
Degree Seeking	10,802	1,543	1,172	8,583
Non-Degree Seeking	363	1	3	89
Total	11,165	1,544	1,175	8,672

Fall 2019				
Degree Seeking	11,671	1,892	1,425	9,307
Non-Degree Seeking	801	5	22	202
Total	12,472	1,897	1,447	9,509

Fall 2018				
Degree Seeking	12,351	1,881	1,518	9,774
Non-Degree Seeking	899	0	19	246
Total	13,250	1,881	1,537	10,020

Fall 2017				
Degree Seeking	12,824	1,817	1,558	10,129
Non-Degree Seeking	974	10	36	249
Total	13,798	1,827	1,594	10,378

Fall 2016				
Degree Seeking	13,317	1,823	1,681	10,503
Non-Degree Seeking	870	11	32	220
Total	14,187	1,834	1,713	10,723

*Beginning Fall 2014 Dual Enrolled Students are not in the FTIAC count.

HEADCOUNT ENROLLMENT
By Student Level Full-Time and Part-Time
On/Off/On-Line/Kendall & Gender
FALL 2021

<u>HEADCOUNT</u>	<u>FULL-TIME</u>		<u>PART-TIME</u>		<u>TOTAL</u>
UNDERGRADUATE STUDENTS	7,127	72%	2,802	28%	9,929
On	6,299	85%	1,069	15%	7,368
Off	269	20%	1,049	80%	1,318
On-Line	71	13%	495	87%	566
Kendall	488	72%	189	28%	677
Female	3,694	70%	1,552	30%	5,246
Male	3,433	73%	1,250	27%	4,683

GRADUATE STUDENTS	167	34%	326	66%	493
On	52	33%	106	67%	158
Off	24	50%	24	50%	48
On-Line	58	24%	182	76%	240
Kendall	33	70%	14	30%	47
Female	128	35%	238	65%	366
Male	39	31%	88	69%	127

GRADUATE PROFESSIONAL PRACTICE	635	99%	5	1%	640
On	635	99%	5	1%	640
Off	0	0%	0	0%	0
On-Line	0	0%	0	0%	0
Kendall	0	0%	0	0%	0
Female	364	99%	2	1%	366
Male	271	99%	3	1%	274

DOCTORATE STUDENTS	100	97%	3	3%	103
On	23	96%	1	4%	24
Off	77	97%	2	3%	79
On-Line	0	0%	0	0%	0
Kendall	0	0%	0	0%	0
Female	62	98%	1	2%	63
Male	38	95%	2	5%	40

ALL STUDENTS	8,029	72%	3,136	28%	11,165
On	7,009	86%	1,181	14%	8,190
Off	370	26%	1,075	74%	1,445
On-Line	129	16%	677	84%	806
Kendall	521	72%	203	28%	724
Female	4,248	70%	1,793	30%	6,041
Male	3,781	74%	1,343	26%	5,124

Source: Office of Institutional Research & Testing

FTE Enrollment
By Student Level Full-Time and Part-Time
On/Off/On-Line/Kendall & Gender
FALL 2020

*FTE (Full-Time Equivalency)	FULL-TIME		PART-TIME		TOTAL
UNDERGRADUATE STUDENTS	6,544.37	85.50%	1,110.13	14.50%	7,654.51
On	5,827.33	92.96%	441.27	7.04%	6,268.60
Off	235.60	35.56%	427.00	64.44%	662.60
On-Line	60.87	26.32%	170.40	73.68%	231.27
Kendall	420.57	85.47%	71.47	14.53%	492.04
Female	3,344.33	84.46%	615.27	15.54%	3,959.60
Male	3,200.03	86.61%	494.87	13.39%	3,694.90
GRADUATE STUDENTS	156.75	54.07%	133.17	45.93%	289.92
On	55.92	55.00%	45.75	45.00%	101.67
Off	24.33	68.38%	11.25	31.62%	35.58
On-Line	45.00	38.63%	71.50	61.37%	116.50
Kendall	31.50	87.09%	4.67	12.91%	36.17
Female	121.25	55.28%	98.08	44.72%	219.33
Male	35.50	50.30%	35.08	49.70%	70.58
GRADUATE PROFESSIONAL PRACTICE	635.00	99.22%	5.00	0.78%	640.00
On	635.00	99.22%	5.00	0.78%	640.00
Off	0.00	0.00%	0.00	0.00%	0.00
On-Line	0.00	0.00%	0.00	0.00%	0.00
Kendall	0.00	0.00%	0.00	0.00%	0.00
Female	364.00	99.45%	2.00	0.55%	366.00
Male	271.00	98.91%	3.00	1.09%	274.00
DOCTORATE STUDENTS	86.13	98.42%	1.38	1.58%	87.51
On	20.38	98.17%	0.38	1.83%	20.76
Off	65.75	98.50%	1.00	1.50%	66.75
On-Line	0.00	0.00%	0.00	0.00%	0.00
Kendall	0.00	0.00%	0.00	0.00%	0.00
Female	53.38	99.07%	0.50	0.93%	53.88
Male	32.75	97.38%	0.88	2.62%	33.63
ALL STUDENTS	7,422.25	85.59%	1,249.68	14.41%	8,671.93
On	6,538.63	93.00%	492.40	7.00%	7,031.03
Off	325.68	42.58%	439.25	57.42%	764.93
On-Line	105.87	30.44%	241.90	69.56%	347.77
Kendall	452.07	85.59%	76.14	14.41%	528.21
Female	3,882.96	84.43%	715.85	15.57%	4,598.81
Male	3,539.28	86.89%	533.83	13.11%	4,073.11

*Undergrad SCH's ÷ 15, Grad SCH's ÷ 12, Prof Practice = Headcount, Doctorate SCH's ÷ 8 (State HEIDI Definition)

Source: Office of Institutional Research & Testing

COMPARATIVE FALL ENROLLMENT & STUDENT CREDIT HOUR (SCH) PRODUCTION BY SITE

Student Headcount

Headcount based on where student enrolled

Student Credit Hours

SCH based on Course Credit Production

Student Site				Course Section			
<u>Code</u>	<u>Site</u>	<u>Fall 2019</u>	<u>Fall 2020</u>	<u>Code</u>	<u>Site</u>	<u>Fall 2019</u>	<u>Fall 2020</u>
AG	Grand Rapids	601	514	AG	Grand Rapids	3,956	1,568
DL	Lone Star College	18	37	DL	Lone Star College	126	230
EA	Auburn Hills	40	43	EA	Auburn Hills	262	0
EF	Flint	92	69	EF	Flint	533	98
EH	Howell	6	0	EH	Howell	0	0
EL	Lansing	147	127	EL	Lansing	891	12
EM	Midland/Bay/Saginaw	89	91	EM	Midland/Bay/Saginaw	441	12
EN	Ann Arbor	1	1	EN	Ann Arbor	0	0
EP	Port Huron	27	30	EP	Port Huron	237	0
ER	Warren	84	72	ER	Warren	435	0
EU	Utica/Clinton Township	33	38	EU	Utica/Clinton Township	135	0
EV	Livonia	65	72	EV	Livonia	496	338
EW	Harper Woods	42	31	EW	Wayne/Harper Woods	266	0
K	Kendall	876	724	K	Kendall	9,154	7,807
M	Main Big Rapids	8,528	7,901	M	Main Big Rapids	105,692	53,161
MB	Big Rapids/EIO	646	289	MB	Big Rapids/EIO	16,240	65,449
MG	Sidney	1	1	MG	Sidney	0	0
MX	Concurrent Enrollment	0	0	MX	Concurrent Enrollment	1,258	346
NP	Petoskey	1	1	NP	Petoskey	0	0
NS	Scottville	23	24	NS	Scottville	152	6
NT	Traverse City	176	175	NT	Traverse City	1,018	295
OL	Online	861	806	OL	Online	0	0
OS	Study Away	0	0	OS	Study Away	69	13
WB	Benton Harbor	4	6	WB	Benton Harbor	0	0
WD	Dowagiac	87	91	WD	Dowagiac	382	0
WM	Muskegon	24	22	WM	Muskegon	32	0
TOTAL		12,472	11,165	TOTAL		141,775	129,335

Source: Office of Institutional Research & Testing

ENROLLMENT

STUDENT CREDIT HOURS BY COLLEGE

College	Fall 2016	Fall 2017	Fall 2018	Fall 2019	Fall 2020
Arts & Sciences*	58,025	57,004	55,818	54,647	51,324
On-Campus	52,043	51,455	49,711	48,742	19,380
Off-Campus	1,560	1,560	1,162	1,189	666
Internet	4,422	3,989	4,945	4,716	31,278
Business*	25,579	24,029	22,370	20,861	29,541
On-Campus	19,132	18,095	16,634	15,473	9,219
Off-Campus	1,959	1,707	1,230	864	480
Internet	4,488	4,227	4,506	4,524	19,842
Education & Human Services*	13,921	14,084	14,017	13,396	
On-Campus	7,132	7,363	8,111	7,926	
Off-Campus	6,499	6,452	5,743	4,809	
Internet	290	269	163	661	
Engineering Technology	18,522	18,427	18,438	17,616	16,226
On-Campus	17,086	16,638	16,391	15,743	12,764
Off-Campus	876	1,043	1,243	1,242	451
Internet	560	746	804	631	3,011
Health Professions	15,243	14,438	12,612	11,421	10,838
On-Campus	8,665	8,139	6,602	5,765	3,197
Off-Campus	845	635	511	465	265
Internet	5,733	5,664	5,499	5,191	7,376
Kendall College Of Art & Design	12,833	11,368	10,548	9,063	7,751
Kendall	12,833	11,368	10,548	9,063	7,751
Michigan College Of Optometry	2,332	2,326	2,330	2,296	2,252
On-Campus	2,297	2,289	2,294	2,261	2,180
Off-Campus	0	0	0	0	0
Internet	35	37	36	35	72
Pharmacy	9,012	8,811	8,447	8,059	7,744
On-Campus	9,012	8,811	8,447	8,021	6,501
Internet	0	0	0	38	1,243
Professional & Technological Studies	865	875	944	744	700
On-Campus	194	153	105	123	0
Off-Campus	671	722	839	621	700
University College	3,721	3,680	3,464	3,672	2,959
On-Campus	3,223	3,101	3,042	3,272	239
Off-Campus	220	346	183	215	0
Internet	278	233	239	185	2,720
University Total	160,053	155,042	148,988	141,775	129,335
On-Campus	118,784	116,044	111,337	107,326	53,480
Off-Campus	12,630	12,465	10,911	9,405	2,562
Internet**	15,806	15,165	16,192	15,981	65,542
Kendall	12,833	11,368	10,548	9,063	7,751

Note: SCH based on course section

*Effective Fall 2020, the College of Education & Human Services was closed.

Programs and students were moved to the Colleges of Arts and Sciences and Business.

**The increase in Internet SCH's (with more courses coded as on-line) is due to course coding changes with the University's response to COVID-19.

Source: Office of Institutional Research & Testing

SCH/FTE/FYES**Student Credit Hours (SCH) Produced By Campus**

<u>STUDENT CREDIT HOURS</u>	<u>FALL 2018</u>	<u>FALL 2019</u>	<u>FALL 2020*</u>	<u>% Δ '19 to '20</u>
BIG RAPIDS	111,337	107,326	53,480	-50%
KENDALL	10,548	9,063	7,751	-14%
OFF CAMPUS	10,911	9,405	2,562	-73%
INTERNET	16,192	15,981	65,542	310%
TOTAL	148,988	141,775	129,335	-9%

Source: Office of Institutional Research and Testing

Student Credit Hours (SCH) Produced By Student Level

Fall Semester	Undergraduate	Graduate	Professional Practice	Doctorate	Total
2016	144,542	3,281	11,559	671	160,053
2017	139,712	3,121	11,487	722	155,042
2018	133,598	3,412	11,139	839	148,988
2019	126,973	3,457	10,724	621	141,775
2020	114,818	3,479	10,338	700	129,335

Full-Time Equated Student (FTE) By Student Level

Fall Semester	Undergraduate	Graduate	Professional Practice	Doctorate	Total
2016	9,636	273	729	84	10,722
2017	9,314	260	714	90	10,378
2018	8,907	284	724	105	10,020
2019	8,465	288	679	78	9,510
2020	7,655	290	640	87	8,672

Source: Office of Institutional Research and Testing

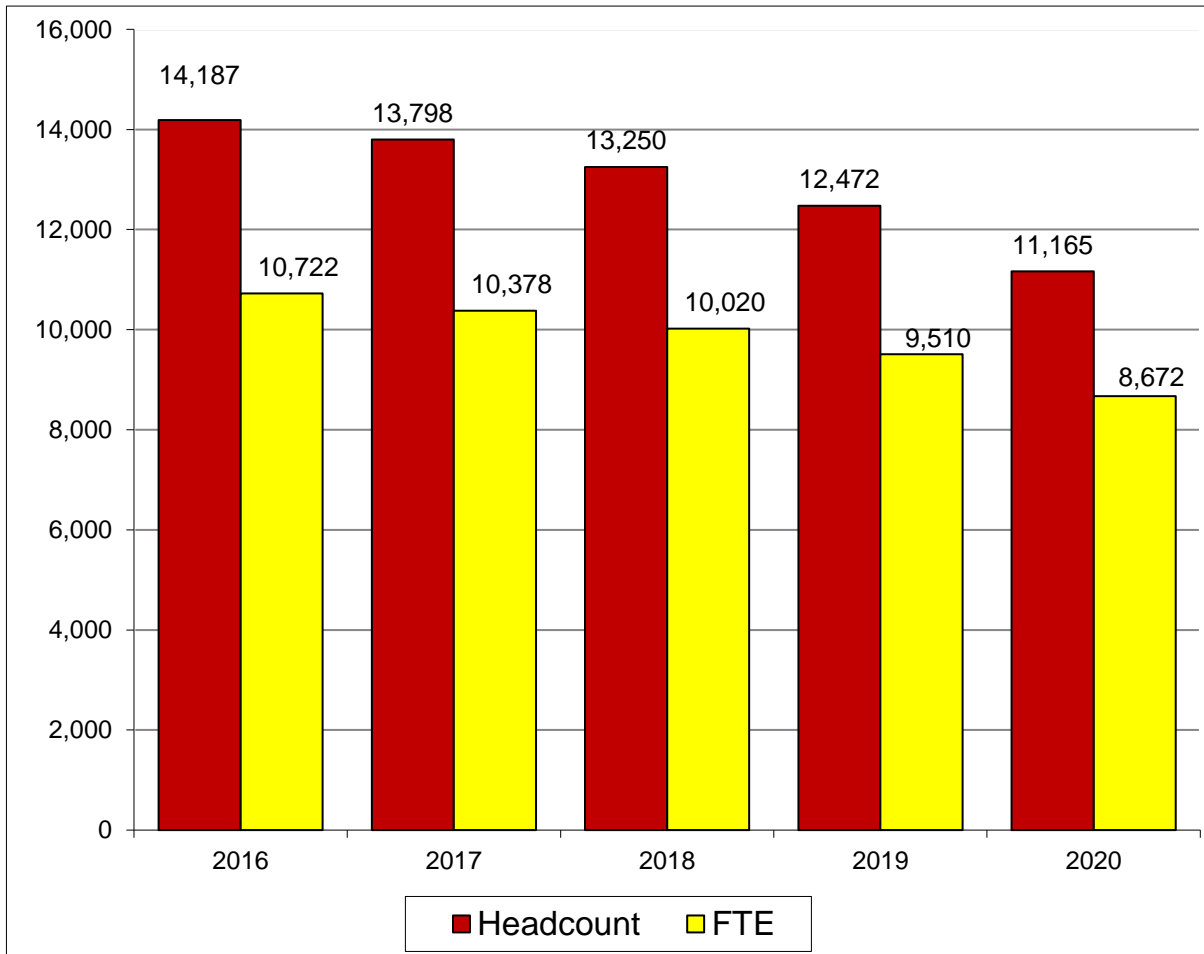
Full-Year Equated Student (FYES)

Academic Year	FYES	Academic Year	FYES
2010/11	12,076	2015/16	12,125
2011/12	12,215	2016/17	11,636
2012/13	12,204	2017/18	11,251
2013/14	12,142	2018/19	10,758
2014/15	12,131	2019/20	10,195

The increase in Internet SCH's (with more courses coded as on-line) is due to course coding changes with the University's response to COVID-19.

Source: State of Michigan HEIDI Database, Appendix A, Budget Office

TOTAL FALL STUDENT HEADCOUNT COMPARED TO STUDENT FTE



<u>Fall Semester</u>	<u>Student Headcount</u>	<u>Student FTE</u>
2016	14,187	10,722
2017	13,798	10,378
2018	13,250	10,020
2019	12,472	9,510
2020	11,165	8,672

Source: Office of Institutional Research & Testing

COMPARATIVE FALL ENROLLMENT BY RACE/ETHNIC ORIGIN

	2019 TOTAL		2020 TOTAL		DIFFERENCE
AMERICAN INDIAN OR ALASKAN NATIVE	66	1%	61	1%	-5
ASIAN	182	1%	180	2%	-2
BLACK OR AFRICAN AMERICAN	967	8%	918	8%	-49
HISPANIC OR LATINO	750	6%	650	6%	-100
INTERNATIONAL	188	2%	135	1%	-53
NATIVE HAWAIIAN OR PACIFIC ISLANDER	8	0%	4	0%	-4
TWO OR MORE RACES	488	4%	434	4%	-54
WHITE	9,498	76%	8,469	76%	-1,029
UNREPORTED	325	3%	314	3%	-11
TOTAL	12,472		11,165		-1,307

The following definitions are used in determining racial/ethnic designations.

American Indian or Alaskan Native:

A person having origins in any of the original peoples of North and South America (including Central America), and who maintains cultural identification through tribal affiliation or community attachment.

Asian:

A person having origins in any of the original peoples of the Far East, Southeast Asia, or the Indian Subcontinent including, for example, Cambodia, China, India, Japan, Korea, Malaysia, Pakistan, the Philippine Islands, Thailand, and Vietnam.

Black or African American:

A person having origins in any of the black racial groups of Africa.

Hispanic or Latino:

A person of Cuban, Mexican, Puerto Rican, Central or South American, or other Spanish culture or origin, regardless of race.

International:

A person who is not a citizen of the United States, and who is in this country on a temporary basis and does not have a right to remain indefinitely.

Native Hawaiian or Pacific Islander:

A person having origins in any of the original peoples of Hawaii, Guam, Samoa, or other Pacific Island.

White:

A person having origins in any of the original peoples of Europe, the Middle East, or North Africa.

Source: Office of Institutional Research & Testing

ENROLLMENT

**ETHNIC DISTRIBUTION BY COLLEGE
FALL 2020**

<u>COLLEGE</u>	American Indian/ Native <u>Alaskan</u>	<u>Asian</u>	Black Or African <u>American</u>	Hispanic Or Latino <u>Or Latino</u>	<u>Int'l.</u>	Native Hawaiian Or Pacific <u>Islander</u>	Two or More <u>Races</u>	<u>White</u>	Un- reported	<u>Total</u>
<u>Arts & Sciences*</u>										
Female	7	22	142	97	8	1	90	1,222	3	1,592
Male	4	10	80	39	6	0	24	477	6	646
Total	11	32	222	136	14	1	114	1,699	9	2,238
<u>Business*</u>										
Female	11	17	199	99	15	1	57	1,099	15	1,513
Male	9	31	168	106	26	1	74	1,419	18	1,852
Total	20	48	367	205	41	2	131	2,518	33	3,365
<u>Engineering Tech.</u>										
Female	1	3	9	18	2	0	6	179	3	221
Male	6	16	33	70	30	0	41	1,416	19	1,631
Total	7	19	42	88	32	0	47	1,595	22	1,852
<u>Health Professions</u>										
Female	12	27	76	75	1	1	41	1,094	5	1,332
Male	0	5	12	17	2	0	9	154	0	199
Total	12	32	88	92	3	1	50	1,248	5	1,531
<u>Kendall</u>										
Female	2	8	10	36	13	0	33	425	7	534
Male	0	5	15	17	8	0	6	135	1	187
Total	2	13	25	53	21	0	39	560	8	721
<u>Optometry</u>										
Female	0	0	0	2	9	0	1	37	42	91
Male	0	0	0	2	6	0	0	24	22	54
Total	0	0	0	4	15	0	1	61	64	145
<u>Pharmacy</u>										
Female	0	14	2	10	4	0	4	153	88	275
Male	2	10	2	7	5	0	4	113	77	220
Total	2	24	4	17	9	0	8	266	165	495
<u>Professional & Tech. Studies</u>										
Female	2	1	26	3	0	0	2	27	2	63
Male	1	0	13	7	0	0	0	18	1	40
Total	3	1	39	10	0	0	2	45	3	103
<u>University College</u>										
Female	2	6	82	25	0	0	26	276	3	420
Male	2	5	49	20	0	0	16	201	2	295
Total	4	11	131	45	0	0	42	477	5	715
<u>University Totals</u>										
Total Female	37	98	546	365	52	3	260	4,512	168	6,041
Total Male	24	82	372	285	83	1	174	3,957	146	5,124
Total	61	180	918	650	135	4	434	8,469	314	11,165

*Effective Fall 2020, the College of Education & Human Services was closed.
Programs and students were moved to the Colleges of Arts and Sciences and Business.

Source: Office of Institutional Research & Testing

FALL ENROLLMENT BY PROGRAM

ARTS & SCIENCES	2017/18			2018/19			2019/20			2020/21		
	ON	OFF	OL	ON	OFF	OL	ON	OFF	OL	ON	OFF	OL
ARTS & SCIENCES												
Integrative Studies BIS	0	0	0	4	0	0	0	0	0	0	1	30
Integrative Studies BS	56	0	55	64	1	41	80	1	30	55	1	30
Integrative Studies AA							31			21	0	2
Undeclared	10			8			2			5	0	0
PROGRAM LOCATION TOTAL	66	0	55	76	1	41	113	1	30	81	1	32
DEPARTMENT TOTAL	121			118			144			114		

BIOLOGY												
Biology BS	45			38			47			33		
Biology/Environmental Biology BS	43			38			39			35		
Biology/Forensic Biology BS	37			38			33			35		
Biology/Pre-Dentistry BS	17			25			23			20		
Biology/Pre-Medicine BS	62			81			68			74		
Biology/Pre-Optometry BS	99			94			75			80		
Biology/Pre-Pharmacy BS	44			44			20			11		
Biology/Pre-Veterinary Medicine BS	29			40			31			28		
Biology/Pre-Physician Assnt. BS	0			0			0			2		
Biotechnology BS	36			31			30			29		
Pre-Physical Therapy BS	31			33			26			26		
Pre-Science AS	135			111			132			119		
PROGRAM LOCATION TOTAL	578	0	0	573	0	0	524	0	0	492	0	0
DEPARTMENT TOTAL	578			573			524			492		

ENGLISH, LITERATURE & WORLD LANGUAGES*												
English BA	27			23			22			18		
Journalism & Technical Communication BS	17			18			18			20		
Liberal Arts AA	39			39			44			49		
Pre-Arts AA	0			0			2			0		
Spanish for the Professions BS	6			5			8			8		
Technical & Professional Communication BS	8	0		9	0		7			10		
PROGRAM LOCATION TOTAL	97	0	0	94	0	0	101	0	0	105	0	0
DEPARTMENT TOTAL	97			94			101			105		

HUMANITIES												
Applied Speech Communication AA	15			10			15			12		
Applied Speech Communication BS	29			20			16			11		
Communication Studies AA										4		
Communication Studies BS										4		
History BA	22			16			15			21		
Sports Communication BS	42			52			61			58		
PROGRAM LOCATION TOTAL	108	0	0	98	0	0	107	0	0	110	0	0
DEPARTMENT TOTAL	108			98			107			110		

*Prior to Fall 2017 Languages & Literature

ENROLLMENT

FALL ENROLLMENT BY PROGRAM

ARTS & SCIENCES	2017/18			2018/19			2019/20			2020/21		
	ON	OFF	OL	ON	OFF	OL	ON	OFF	OL	ON	OFF	OL
MATHEMATICS												
Actuarial Science BS	29			36			31			28		
Applied Mathematics BS	9			8			11			8		
Applied Mathematics/Computer Science BS	21			21			17			19		
Pre-Engineering AS	0			1			1			2		
<i>PROGRAM LOCATION TOTAL</i>	59	0	0	66	0	0	60	0	0	57	0	0
<i>DEPARTMENT TOTAL</i>	59			66			60			57		

PHYSICAL SCIENCES												
Biochemistry BA	7			2			1			1		
Biochemistry BS	5			13			13			10		
Chemistry BA	21			13			12			12		
Industrial Chemistry BS	11			16			16			12		
Industrial Chemistry Technology AAS	2			2			0			2		
Natural Science AS	1			0			2			0		
Pre-Mortuary Science AS	1			0			0			0		
Pre-Pharmacy AS	261			233			218			201		
<i>PROGRAM LOCATION TOTAL</i>	309	0	0	279	0	0	262	0	0	238	0	0
<i>DEPARTMENT TOTAL</i>	309			279			262			238		

SCHOOL OF EDUCATION**												
Art Education NDCT-K										3		
Biology Education BS										13		
Busn Mgmt Mktg Tech Teaching BS										3	0	
Career Tech Education Post Sec Admn MTE										3	1	
Career Tech Education Train Dev MTE										2		
Career & Technical Education Instructor MTE										11		
Certification - Biology Education NDCT										1		
Certification Graduate NDCT										3		
Certification - Math Education NDCT										1		
Certification Social Studies CERT										1		
Certification Technical Education CERT										2	1	
Chemistry Education BS										2		
Certification Plan Renew NDCT											1	
Curriculum & Instruction Special Needs MED										11	2	
Curriculum & Instruction Subject Area MED										6		
Early Childhood Education AAS										28		
Early Childhood Education BS										27	68	
Educational Leadership MS										11		
Elementary Education BS										107	119	
English Education BS										27		
History Education BS										2		
Mathematics Education BS										17		
Pre-Teaching Elementary AA										49		
Pre-Teaching Secondary AA										30		
Pro-Mo-Ted-Technical Education BS												3

FALL ENROLLMENT BY PROGRAM

ARTS & SCIENCES	2017/18			2018/19			2019/20			2020/21		
	ON	OFF	OL	ON	OFF	OL	ON	OFF	OL	ON	OFF	OL
SCHOOL OF EDUCATION - Continued**												
Social Studies Education BS										50		
Social Studies/Elementary BS										1	9	
Technical Education BS											1	
Undeclared Major Graduate										0		
<i>PROGRAM LOCATION TOTAL</i>										411	202	3
<i>DEPARTMENT TOTAL</i>											616	
SOCIAL & BEHAVIORAL SCIENCES*												
Political Science BS	34			31			21			20		
Psychology AA	29			34			40			50		
Psychology BS	134			131			130			122		
Sociology BA	11			8			6			4		
<i>PROGRAM LOCATION TOTAL</i>	208	0	0	204	0	0	197	0	0	196	0	0
<i>DEPARTMENT TOTAL</i>		208		204			197			196		
SOCIAL WORK												
Master of Social Work MSW	49	13		57	19		62	29		53	39	
Social Work AA	40			48			56			71		
Social Work BSW	157	44		152	30		134	30		115	32	
<i>PROGRAM LOCATION TOTAL</i>	246	57	0	257	49	0	252	59	0	239	71	0
<i>DEPARTMENT TOTAL</i>		303		306			311			310		
<i>COLLEGE LOCATION TOTAL</i>	1,671	57	55	1,647	50	41	1,616	60	30	1,929	274	35
<i>COLLEGE TOTAL</i>		1,783		1,738			1,706			2,238		

*Prior to Fall 2017 Social Sciences

**Effective Fall 2020, the College of Education & Human Services was closed.
Programs and students were moved to the Colleges of Arts and Sciences and Business.

Source: Office of Institutional Research & Testing

ENROLLMENT

FALL ENROLLMENT BY PROGRAM

BUSINESS	2017/18			2018/19			2019/20			2020/21		
	ON	OFF	OL	ON	OFF	OL	ON	OFF	OL	ON	OFF	OL
ACCOUNTANCY FINANCE & INFORMATION SYSTEMS												
Accountancy AAS	19			12			19			20		
Accountancy BS	71	66		70	58		61	56		68	62	
Accountancy/Computer Info Systems BS	7			3			1					
Accountancy/Finance BS	31			30			31			28		
Adv. Studies Business Intelligence CERT	0			1			2			2		
Adv. Studies Project Mgmt CERT	1			2			1			4		
Computer Information Systems AAS	32			25			23			21		
Computer Information Systems BS	52	48		52	34		48	34		64	36	
Computer Information Technology BS	39	31		40	24		52	25		52	27	
Cybersecurity CERT												2
Cybersecurity-Ethical Hacking CERT												1
Finance BS	47			46			34			45		
Information Security & Intelligence AAS	3			3			5			6		
Information Security & Intelligence BS	79	50		102	26		107	12		104	4	4
Information Security & Intelligence MISI	25			19		1	11		2	7		11
Project Management BS										3		4
Project Management CERT		1		3	0	2	1		1	1		3
PROGRAM LOCATION TOTAL	406	196	0	408	142	3	396	127	3	425	129	25
DEPARTMENT TOTAL	602			553			526			579		

CRIMINAL JUSTICE**												
Criminal Justice AA										251		
Criminal Justice Corrections BS										23		
Criminal Justice Generalist BS										100	381	
Criminal Justice Law Enforcement BS										77		
Master of Criminal Justice Administration MSCJ										35	6	
PROGRAM LOCATION TOTAL										486	387	0
DEPARTMENT TOTAL										873		

MANAGEMENT												
Advanced Study Mgt Tools CERT	1			1			0			0		
Advanced Study Lean Systems & Leadership CERT			0			0			1	0		
Advanced Study Design/Innovation CERT	4			5			1			3		
Advanced Studies Incident Response CERT	1			1			0			0		
Advanced Studies in Performance Metrics CERT	1			0			0			0		
Business Admin w/ Professional Tracks BS	11	70	37	18	61	24	21	33	26	18	31	28
Business Administration BS	236	224	86	256	223	91	229	194	113	198	134	114
Business Administration w/ Legal Studies BS	23			17			9			1		
Business Administration/Aviation BS		6			6			6			6	
General Business AAS	107			137			154			179		
Human Resource Management BS	46	11		48	12		35	13		27	13	
Human Resource Management CERT	1	0	4	1	1	3	5	1	3		1	4
International Business CERT			1			0			0	0		
Leadership and Supervision CERT		0	0		0	0	1		1	0		
Lean Systems CERT	1			0			0			0		
Legal Studies AAS	18			3			0			0		
Master of Business Administration MBA	21		38	23		57	12		54	2		50
Operations & Supply Management BS	27			20			18			11		
Risk Management and Insurance BS	11			14			18			17		
Small Business Management CERT	2		1	1			0			0		
PROGRAM LOCATION TOTAL	511	311	167	545	303	175	503	247	198	456	185	196
DEPARTMENT TOTAL	989			1,023			948			837		

FALL ENROLLMENT BY PROGRAM

BUSINESS	2017/18			2018/19			2019/20			2020/21		
	ON	OFF	OL	ON	OFF	OL	ON	OFF	OL	ON	OFF	OL
MARKETING												
Advertising/Integrative Marketing Comm BS	44			22			7			3		
Business Data Analytics BS	19			20			13			17		
Design BS										18		
Data Analytics CERT	0			0			1			0		
Digital Marketing CERT			2	1	2			0		0		
Direct Marketing CERT	0		0	0	0		0	0				1
Marketing Research CERT										1		
E-Commerce CERT			1		0			0		0		
Graphic Communication AAS	17			13			8			14		
Graphic Design BS	61			71			63			35		
Graphic Media Management BS	26			31			23			20		
Healthcare Marketing	6			4			5			0		
Marketing AAS	93			100			68			64		1
Marketing BS	150			144			141			127		
Public Relations BS	37			21			22			22		
<i>PROGRAM LOCATION TOTAL</i>	453	0	3	427	0	2	351	0	0	321	0	2
<i>DEPARTMENT TOTAL</i>	456			429			351			323		
SCHOOL OF DIGITAL MEDIA**												
Television & Digital Media Production BS										84		
Digital Animation & Game Design BAS										197	93	
Digital Media Software Engineering BS											22	7
Digital Media AS										74		
<i>PROGRAM LOCATION TOTAL</i>										355	115	7
<i>DEPARTMENT TOTAL</i>										477		
SPORTS, ENTERTAINMENT, & HOSPITALITY MANAGEMENT												
Dietary & Food Service Management AAS	1	0		0	0		0	0		0		
Hospitality Management BS	54	32		74	21		73	17		64	10	
Hotel Management BS	0	3		0	1		0	1		0		
Hotel Mgmt/Restaurant & Food Ind. Mgmt BS	5	0		1	0		0	0		0		
Music Industry Management BS	114			61			7			0		
*Music & Entertainment Business BS	0			16			58			49		
Nutrition/Food Service Management AAS	5	2		7	1		0	0		0		
Nutrition/Food Service Management CERT		1			0			0		0		
PGA Golf Management BS	165			138			121			105		
Professional Brew Management AAS	10			10			4			2		
Professional Tennis Management BS	27			30			37			36		
Resort Management BS	6			0			0			0		
Restaurant & Food Industry Mgmt AAS	22			19			14			10		
<i>PROGRAM LOCATION TOTAL</i>	409	38	0	356	23	0	314	18	0	266	10	0
<i>DEPARTMENT TOTAL</i>	447			379			332			276		
<i>COLLEGE LOCATION TOTAL</i>	1,779	545	170	1,736	468	180	1,564	392	201	2,309	826	230
<i>COLLEGE TOTAL</i>	2,494			2,384			2,157			3,365		

*Prior to Fall 2018 Music Industry Management

**Effective Fall 2020, the College of Education & Human Services was closed.

Programs and students were moved to the Colleges of Arts and Sciences and Business.

Source: Office of Institutional Research & Testing

ENROLLMENT

FALL ENROLLMENT BY PROGRAM

EDUCATION & HUMAN SERVICES*	2017/18			2018/19			2019/20			2020/21		
	ON	OFF	OL	ON	OFF	OL	ON	OFF	OL	ON	OFF	OL
CRIMINAL JUSTICE												
Criminal Justice AA	156			282			278					
Criminal Justice Corrections BS	31			31			37					
Criminal Justice Generalist BS	87	494		84	450		92	407				
Criminal Justice Law Enforcement BS	117	0		113	0		100	0				
Master of Criminal Justice Administration MSCJ	14	24		19	26		25	13				
Pre-Criminal Justice AA	128			25			3					
<i>PROGRAM LOCATION TOTAL</i>	533	518	0	554	476	0	535	420	0			
<i>DEPARTMENT TOTAL</i>	1,051			1,030			955					

SCHOOL OF DIGITAL MEDIA												
Television & Digital Media Production BS	79			87			85					
Digital Animation & Game Design BAS	127	160		168	138		194	123				
Digital Media Software Engineering BAS	2	2		1	1		0	0				
Digital Media Software Engineering BS		37			27			24				
Digital Media AS	24			46			57					
Pre-Digital Media	33			9			1					
<i>PROGRAM LOCATION TOTAL</i>	265	199	0	311	166	0	337	147	0			
<i>DEPARTMENT TOTAL</i>	464			477			484					

SCHOOL OF EDUCATION												
Art Education NDCT	3			1			1					
Biology Education BS	9	0		10	0		13					
Busn Mgmt Mktg Tech Teaching BS	2			1			1					
Career Tech Education Post Sec Admn MTE	6	3		3	1		5	1				
Career Tech Education Train Dev MTE	2	0		3	0		2					
Career & Technical Education Instructor MTE	5	3		8	4		10	1				
Certification - Biology Education NDCT	0			1			1					
Certification Bus Ed Gen Bus NDCT	1	0		2	0		0	1				
Certification Add Endorsement CERT	2	0		0	0		0	1				
Certification Elementary Education CERT	1	1		1	3		0	1				
Certification Graduate NDCT	5	2		7	1		3					
Certification - Math Education NDCT	0			1			1					
Certification Plan Program Renew NDCT		0			3			0				
Certification Social Studies CERT	1	0		0	0		0	1				
Certification Technical Education CERT	1	2		0	3		1	0				
Certification Undergraduate NDCT							1					
Chemistry Education BS	6			3			4					
Curriculum & Instruction Special Needs MED	7	7		7	4		13	2				
Curriculum & Instruction Subject Area MED	3	0		4	0		8	1				
Early Childhood Education AAS	33			36			28					
Early Childhood Education BS	35	55		26	75		33	67				
Educational Leadership MS	7	1		9	0		15					

FALL ENROLLMENT BY PROGRAM

EDUCATION & HUMAN SERVICES*	2017/18			2018/19			2019/20			2020/21		
	ON	OFF	OL	ON	OFF	OL	ON	OFF	OL	ON	OFF	OL
SCHOOL OF EDUCATION - Continued												
Elementary Education BS	121	120		121	107		111	109				
English Education BS	29	1		23	1		28	0				
History Education BS	6	0		4	0		4	0				
Mathematics Education BS	15	2		14	0		13					
Political Science Education BS	1			0			1					
Pre-Teaching Elementary AA	26			28			30					
Pre-Teaching Secondary AA	31			27			30					
Pro-Mo-Ted-Technical Education BS			13			11			9			
Social Studies Education BS	35	1		45	3		43					
Social Studies/Elementary BS	2	8		0	7		0	10				
Technical Education BS	1	1		0	0		1	1				
Undeclared Major Graduate	1	1		5	1		4	3				
PROGRAM LOCATION TOTAL	397	208	13	390	213	11	405	199	9			
DEPARTMENT TOTAL	618			614			613					
COLLEGE LOCATION TOTAL	1,195	925	13	1,255	855	11	1,277	766	9			
COLLEGE TOTAL	2,133			2,121			2,052					

*Effective Fall 2020, the College of Education & Human Services was closed. Programs and students were moved to the Colleges of Arts and Sciences and Business.

Source: Office of Institutional Research & Testing

FALL ENROLLMENT BY PROGRAM

ENGINEERING TECHNOLOGY	2017/18			2018/19			2019/20			2020/21		
	ON	OFF	OL	ON	OFF	OL	ON	OFF	OL	ON	OFF	OL
ARCHITECTURAL TECHNOLOGY & FACILITY MANAGEMENT												
Architectural Technology AAS	80			78			79			90		
Architecture & Sustainability BS	23			28			31			24		
Facilities Management BS	16			23			19			20		
Facilities Management CERT	0		6	0		4	0		4	0		
<i>PROGRAM LOCATION TOTAL</i>	119	0	6	129	0	4	129	0	4	134	0	0
<i>DEPARTMENT TOTAL</i>	125			133			133			134		

AUTOMOTIVE												
Automotive Engineering Technology BS	171			169			144			131		
Automotive Management BS	32	10	17	23	9	23	27	0	2	21	1	3
Automotive Management (2+2) BS	3			2			3	5	16	10		16
Automotive Service Technology AAS	27			31			34			29		
<i>PROGRAM LOCATION TOTAL</i>	233	10	17	225	9	23	208	5	18	191	1	19
<i>DEPARTMENT TOTAL</i>	260			257			231			211		

CONSTRUCTION TECHNOLOGY & MANAGEMENT												
Building Construction Technology AAS	152			166			166			181		
Civil Engineering Technology AAS	22			9			1			0		
Civil Eng Tech- Hwy Emphasis AAS	6			23			20			9		
Construction Management BS	75	19		74	19		76	19		64	15	
<i>PROGRAM LOCATION TOTAL</i>	255	19	0	272	19	0	263	19	0	254	15	0
<i>DEPARTMENT TOTAL</i>	274			291			282			269		

ELECTRONICS/CNS												
Computer Networks & Systems BS	22			24			22			23		
Electrical/Electronics Engineering Tech BS	35			22			21			15		
Industrial Electronics Technology AAS	56			52			52			43		
<i>PROGRAM LOCATION TOTAL</i>	113	0	0	98	0	0	95	0	0	81	0	0
<i>DEPARTMENT TOTAL</i>	113			98			95			81		

ENERGY SYSTEMS												
Energy Systems Engineering BS	3			2			1			0		
<i>PROGRAM LOCATION TOTAL</i>	3	0	0	2	0	0	1	0	0	0	0	0
<i>DEPARTMENT TOTAL</i>	3			2			1			0		

HEAVY EQUIPMENT												
Heavy Equipment Service Engineering BS	43			35			34			25		0
Heavy Equipment Technology AAS	62			64			50			41		
<i>PROGRAM LOCATION TOTAL</i>	105	0	0	99	0	0	84	0	0	66	0	0
<i>DEPARTMENT TOTAL</i>	105			99			84			66		

HVACR												
HVACR Eng. Tech. & Energy Mgmt. BS	49		73	41		82	43		73	49		67
HVACR Technology AAS	75			75			82			71		
<i>PROGRAM LOCATION TOTAL</i>	124	0	73	116	0	82	125	0	73	120	0	67
<i>DEPARTMENT TOTAL</i>	197			198			198			187		

FALL ENROLLMENT BY PROGRAM

ENGINEERING TECHNOLOGY	2017/18			2018/19			2019/20			2020/21		
	ON	OFF	OL	ON	OFF	OL	ON	OFF	OL	ON	OFF	OL
MANUFACTURING ENGINEERING TECHNOLOGY												
Basic CNC Programing & Machine Operation CERT				1			0			0		
Lean Technology											2	
Industrial Technology & Mgmt BAS		91			117			103			93	
Manufacturing Engineering Technology BS	65	70		55	77		45	85		38	72	
Manufacturing Technology AAS	36			31			38			31		
Quality Technology CERT	0	2		0	0		0	1		1		
PROGRAM LOCATION TOTAL	101	163	0	87	194	0	83	189	0	70	167	0
DEPARTMENT TOTAL	264			281			272			237		
MECHANICAL DESIGN												
CAD Drafting & Tool Design Technology AAS	39			24			10			0		
Mechanical Engineering Technology AAS	139			138			132			119		
Mechanical Engineering Technology BS	70			71			85			65		
Product Design Engineering Technology BS	48	22		48	19		60	18		61	24	
PROGRAM LOCATION TOTAL	296	22	0	281	19	0	287	18	0	245	24	0
DEPARTMENT TOTAL	318			300			305			269		
PLASTICS & RUBBER												
Plastics Engineering Technology BS	85			72			63			45		
Plastics/Polymer Eng Tech AAS	118			104			81			70		
Rubber Engineering Technology BS	3			2			2			4		
PROGRAM LOCATION TOTAL	206	0	0	178	0	0	146	0	0	119	0	0
DEPARTMENT TOTAL	206			178			146			119		
PRINTING & IMAGING TECHNOLOGY MANAGEMENT												
Printing Management BS	1			1			1			0		
PROGRAM LOCATION TOTAL	1	0	0	1	0	0	1	0	0	0	0	0
DEPARTMENT TOTAL	1			1			1			0		
SURVEYING												
Surveying Engineering BS	47			38			36			34		
Surveying Technology AAS	23			27			19			17		
PROGRAM LOCATION TOTAL	70	0	0	65	0	0	55	0	0	51	0	0
DEPARTMENT TOTAL	70			65			55			51		
WELDING ENGINEERING TECHNOLOGY												
Welding Engineering Technology BS	76			81			92			99		
Welding Technology AAS	109			112			129			129		
PROGRAM LOCATION TOTAL	185	0	0	193	0	0	221	0	0	228	0	0
DEPARTMENT TOTAL	185			193			221			228		
COLLEGE LOCATION TOTAL	1,811	214	96	1,746	241	109	1,698	231	95	1,559	207	86
COLLEGE TOTAL	2,121			2,096			2,024			1,852		

Source: Office of Institutional Research & Testing

ENROLLMENT

FALL ENROLLMENT BY PROGRAM

HEALTH PROFESSIONS	2017/18			2018/19			2019/20			2020/21		
	ON	OFF	OL	ON	OFF	OL	ON	OFF	OL	ON	OFF	OL
*CLINICAL LAB, RESPIRATORY CARE, & HEALTH ADMINISTRATION												
Cancer Information Management CERT		1	1		3	4						
Health Care Systems Administration BS	116	31		94	17							
Health Information Management BS	34	16	12	29	13	9						
Health Information Technology AAS	32	14		20	11							
Lean Healthcare CERT			2			0						
Long Term Care CERT			17	1		30						
Master of Healthcare Admin MHA	1		33	1		40						
Master of Public Health			16			21						
Medical Laboratory Science BS	39			36								
Medical Laboratory Technology AAS	0			1								
Molecular Diagnostics BS	18			12								
Public Health	33			26								
Respiratory Care AAS	34	10		21	8							
Respiratory Therapy BS			2			6						
<i>PROGRAM LOCATION TOTAL</i>	307	72	83	241	52	110						
<i>DEPARTMENT TOTAL</i>	462			403								

*DENTAL HYGIENE & MEDICAL IMAGING												
Allied Health Science AAS	500			558								
Allied Health Science BS	92		58	63		51						
Dental Hygiene AAS	68			65								
Dental Hygiene BS	1		38	3		31						
Diagnostic Medical Sonography AAS	32			39								
Nuclear Medicine Technology BS	29	11		30	6							
Radiography AAS	66			66								
Vascular Ultrasound CERT			2			1						
<i>PROGRAM LOCATION TOTAL</i>	788	11	98	824	6	83						
<i>DEPARTMENT TOTAL</i>	897			913								

DENTAL HYGIENE & PUBLIC HEALTH												
Dental Hygiene AAS							58			85		
Dental Hygiene BS							0		35	0		33
Master of Public Health MPH									26			30
Public Health BS							25			15		
<i>PROGRAM LOCATION TOTAL</i>							83	0	61	100	0	63
<i>DEPARTMENT TOTAL</i>							144			163		

FALL ENROLLMENT BY PROGRAM

HEALTH PROFESSIONS	2017/18			2018/19			2019/20			2020/21		
	ON	OFF	OL	ON	OFF	OL	ON	OFF	OL	ON	OFF	OL
DIAGNOSTIC, LAB-THERAPEUTIC SCIENCE												
Diagnostic Medical Sonography AAS							28			46		
Medical Laboratory Science BS							32			51		
Medical Laboratory Technology AAS							2			6		
Molecular Diagnostics BS							6			1		
Nuclear Medicine Technology BS							14	18		6	31	
Radiography AAS							63			78		
Respiratory Care AAS							19	0		20		
Respiratory Therapy BS							0		14	3		15
Undeclared Major graduate NDGD												1
PROGRAM LOCATION TOTAL							164	18	14	211	31	16
DEPARTMENT TOTAL							196			258		
HEALTH ADMIN & HEALTH INFORMATION												
Allied Health Science AAS							571			367		
Allied Health Science BS							78		41	79		41
Cancer Information Management CERT								2	2		0	1
Health Care Systems Admin BS							85	15		74	18	
Health Information Management BS							27	8	10	18	6	12
Health Information Technology AAS							22	6		20	2	
Lean Healthcare CERT									1			1
Long Term Care CERT									37			34
Master of Healthcare Admin MHA									40			42
PROGRAM LOCATION TOTAL							783	31	131	558	26	131
DEPARTMENT TOTAL							945			715		
SCHOOL OF NURSING												
Doctor of Nursing Practice DNP			8			11			5			5
Master of Science in Nursing MSN			107			98			98			100
Nursing BS	0	3	373	0	2	301	1	2	218	3	2	139
Nursing BSN	156			100			98			145		
Nursing Education CERT	0		1	0		0	0		0	0		1
Pre-Nursing BS	0			0			0			0		
PROGRAM LOCATION TOTAL	156	3	489	100	2	410	99	2	321	148	2	245
DEPARTMENT TOTAL	648			512			422			395		
COLLEGE LOCATION TOTAL	1,251	86	670	1,165	60	603	1,129	51	527	1,017	59	455
COLLEGE TOTAL	2,007			1,828			1,707			1,531		

*In Fall 2019, Health Professions went through a reorganization: "Clinical Lab, Respiratory Care & Health Administration" and "Dental Hygiene & Medical Imaging" merged into three departments: "Dental Hygiene & Public Health", "Diagnostic, Lab-Therapeutic Science" and "Health Administration & Health Information". Nursing remained the same.

Source: Office of Institutional Research & Testing

FALL ENROLLMENT BY PROGRAM

KENDALL	2017/18			2018/19			2019/20			2020/21		
	KEN	OFF	OL	KEN	OFF	OL	KEN	OFF	OL	KEN	OFF	OL
DESIGN STUDIES												
Collaborative Design BFA	21			13			15			14		
Digital Art and Design BFA	44			95			98			100		
Digital Media BFA	133			71			36			12		
Furniture Design BFA	19			20			16			12		
Graphic Design BFA	174			157			127			107		
Illustration BFA	128			123			105			106		
Industrial Design BFA	60			59			39			31		
Interior Design BFA	76			81			74			67		
Master of Architecture MARCH	12			15			16			18		
Master of Arts Design MA	5			6			13			5		
Medical Illustration BFA	33			24			29			26		
Metals/Jewelry Design BFA	14			10			5			6		
Special Program NDSP	4			4			4			3		
Special Program NDGD							3			0		
Visual and Critical Studies	4			4			6			6		
PROGRAM LOCATION TOTAL	727	0	0	682	0	0	586	0	0	513	0	0
DEPARTMENT TOTAL	727			682			586			513		

FINE ARTS/FOUNDATION												
Art Education BFA	25			24			19			15		
Drawing BFA	18			21			14			14		
Fashion Studies BFA	34			33			27			28		
Fine Arts Drawing MFA	6			3			2			0		
Fine Arts Painting MFA	13			14			14			12		
Fine Arts Photography MFA	5			3			0			0		
Fine Arts Printmaking MFA	3			3			3			2		
Painting BFA	13			12			13			12		
Photography BFA	47			41			37			32		
Printmaking BFA	6			6			8			3		
Sculpture/Functional Art BFA	11			7			9			9		
Undecided BFA	6			5			11			14		
PROGRAM LOCATION TOTAL	187	0	0	172	0	0	157	0	0	141	0	0
DEPARTMENT TOTAL	187			172			157			141		

LIBERAL ARTS & SCIENCES/ARTS HISTORY												
Art History BS	1			2			1			1		
Art History Academic Option	7			7			1			0		
Art History Studio Option	4			4			8			4		
Master of Art Education	6			5			10			4		
PROGRAM LOCATION TOTAL	18	0	0	18	0	0	20	0	0	9	0	0
DEPARTMENT TOTAL	18			18			20			9		

FALL ENROLLMENT BY PROGRAM

KENDALL	2017/18			2018/19			2019/20			2020/21		
	KEN	OFF	OL	KEN	OFF	OL	KEN	OFF	OL	KEN	OFF	OL
KENDALL												
Dual Enrolled	139			139			112			58		
<i>PROGRAM LOCATION TOTAL</i>	139	0	0	139	0	0	112	0	0	58	0	0
<i>DEPARTMENT TOTAL</i>	139			139			112			58		
<i>COLLEGE LOCATION TOTAL</i>	1,071	0	0	1,011	0	0	875	0	0	721	0	0
<i>COLLEGE TOTAL</i>	1,071			1,011			875			721		

Source: Office of Institutional Research & Testing

ENROLLMENT

FALL ENROLLMENT BY PROGRAM

MICHIGAN COLLEGE OF OPTOMETRY	2017/18			2018/19			2019/20			2020/21		
	ON	OFF	OL	ON	OFF	OL	ON	OFF	OL	ON	OFF	OL
OPTOMETRY												
Optometry OD	149			148			146			145		
<i>PROGRAM LOCATION TOTAL</i>	149	0	0	148	0	0	146	0	0	145	0	0
<i>DEPARTMENT TOTAL</i>	149			148			146			145		
<i>COLLEGE LOCATION TOTAL</i>	149	0	0	148	0	0	146	0	0	145	0	0
<i>COLLEGE TOTAL</i>	149			148			146			145		

FALL ENROLLMENT BY PROGRAM

PHARMACY	2017/18			2018/19			2019/20			2020/21		
	ON	OFF	OL	ON	OFF	OL	ON	OFF	OL	ON	OFF	OL
PHARMACY												
Pharmacy PD	565			576			533			495		
<i>PROGRAM LOCATION TOTAL</i>	565	0	0	576	0	0	533	0	0	495	0	0
<i>DEPARTMENT TOTAL</i>	565			576			533			495		
<i>COLLEGE LOCATION TOTAL</i>	565	0	0	576	0	0	533	0	0	495	0	0
<i>COLLEGE TOTAL</i>	565			576			533			495		

FALL ENROLLMENT BY PROGRAM

PROFESSIONAL & TECHNOLOGICAL STUDIES	2017/18			2018/19			2019/20			2020/21		
	ON	OFF	OL	ON	OFF	OL	ON	OFF	OL	ON	OFF	OL
COLLEGE OF PROFESSIONAL & TECHNOLOGICAL STUDIES												
Community College Leadership EDD	77	28		53	68		29	61		24	79	
<i>PROGRAM LOCATION TOTAL</i>	77	28	0	53	68	0	29	61	0	24	79	0
<i>DEPARTMENT TOTAL</i>	105			121			90			103		
<i>COLLEGE LOCATION TOTAL</i>	77	28	0	53	68	0	29	61	0	24	79	0
<i>COLLEGE TOTAL</i>	105			121			90			103		

Source: Office of Institutional Research & Testing

FALL ENROLLMENT BY PROGRAM

UNIVERSITY COLLEGE	2017/18			2018/19			2019/20			2020/21		
	ON	OFF	OL	ON	OFF	OL	ON	OFF	OL	ON	OFF	OL
DEVELOPMENTAL PROGRAM & CURRICULUM												
Career Exploration AA	120			23			1			0		
Directed Studies AA	36			10			0			0		
General Studies AA	414			475			520			432		
Intensive English Language Program	15			8			9			0		
<i>PROGRAM LOCATION TOTAL</i>	585	0	0	516	0	0	530	0	0	432	0	0
<i>DEPARTMENT TOTAL</i>	585			516			530			432		
UNIVERSITY COLLEGE												
Dual Enrolled NDUG	732			674			618			267		
Non-Degree Undergraduate	53			37			34			16		
<i>PROGRAM LOCATION TOTAL</i>	785	0	0	711	0	0	652	0	0	283	0	0
<i>DEPARTMENT TOTAL</i>	785			711			652			283		
<i>COLLEGE LOCATION TOTAL</i>	1,370	0	0	1,227	0	0	1,182	0	0	715	0	0
<i>COLLEGE TOTAL</i>	1,370			1,227			1,182			715		

Source: Office of Institutional Research & Testing

ENROLLMENT

First Time in Any College (FTIAC) Student Profile
Fall Enrollment

Total FTIAC										
	2011	2012	2013	*2014	2015	2016	2017	2018	2019	2020
Total	2,331	2,422	2,644	1,959	1,976	1,834	1,827	1,888	1,897	1,544

FTIAC by Gender										
	2011	2012	2013	*2014	2015	2016	2017	2018	2019	2020
Female	1,180	1,335	1,498	970	1,014	961	937	1,012	996	826
Male	1,151	1,087	1,146	989	962	873	890	876	901	718

FTIAC by Ethnicity										
	2011	2012	2013	*2014	2015	2016	2017	2018	2019	2020
American Indian/Alsk Nat	8	6	12	9	5	7	7	8	10	9
Asian	31	41	27	26	28	35	24	19	15	13
Black	196	211	181	164	200	161	169	198	238	178
Hispanic	75	91	108	82	106	112	121	136	134	94
International	38	39	51	52	43	25	22	24	16	10
Native Hawaiian/Pac Isla	1	2	1	1	2	1	1	3	0	0
Two or More Races	73	95	114	85	84	84	83	97	86	70
White	1,825	1,854	2,104	1,523	1,501	1,396	1,384	1,396	1,390	1,161
Unreported	84	83	46	17	7	13	16	7	8	9

FTIAC by Full-Time and Part-Time										
	2011	2012	2013	*2014	2015	2016	2017	2018	2019	2020
Full-Time	2,074	2,099	1,975	1,892	1,924	1,792	1,778	1,839	1,872	1,496
Part-Time	257	323	669	67	52	42	49	49	25	48

FTIAC by Campus										
	2011	2012	2013	*2014	2015	2016	2017	2018	2019	2020
On	1,944	1,939	2,166	1,768	1,813	1,671	1,696	1,766	1,810	1,459
Off	34	37	33	32	32	21	23	23	14	6
On-Line	1	0	0	0	0	0	1	0	0	3
Kendall	352	446	445	159	131	142	107	99	73	76

FTIAC by Average HSGPA, ACT and SAT										
	2011	2012	2013	2014	2015	2016	2017	2018	2019	2020
HSGPA	3.20	3.22	3.23	3.23	3.24	3.26	3.27	3.27	3.30	3.33
ACT COMP	21.83	21.70	21.80	21.75	21.65	21.85	22.26	22.54	21.98	22.13
SAT Total**							1,056.52	1,055.57	1,050.60	1,044.83
SAT Math**							537.20	534.48	525.43	521.17
SAT Read/Write**							522.84	525.39	530.08	527.56

*Beginning Fall 2014 new break-out codes were created for Dual Enrolled FTIACS and Dual Enrolled Continuing Students, (prior to 2014 these counts were included in the FTIAC counts).

**Fall 2017 SAT became Michigan's test for high school students.

First Time in Any College (FTIAC) Student Profile
Fall Enrollment by Michigan County

MI County	2016	2017	2018	2019	2020
Alcona	4	1	2	3	3
Alger	0	3	1	0	3
Allegan	28	33	29	34	21
Alpena	3	3	9	1	4
Antrim	8	7	12	6	7
Arenac	4	4	5	2	2
Baraga	6	0	0	2	0
Barry	22	18	19	26	18
Bay	11	12	9	19	5
Benzie	4	7	4	4	4
Berrien	35	25	28	25	27
Branch	2	6	8	5	6
Calhoun	26	11	10	11	18
Cass	4	7	3	5	4
Charlevoix	7	10	4	6	7
Cheboygan	12	9	11	17	8
Chippewa	8	8	7	15	5
Clare	5	3	8	5	9
Clinton	21	28	18	28	17
Crawford	2	0	1	2	2
Delta	5	5	6	6	6
Dickinson	3	11	8	7	8
Eaton	21	32	26	14	15
Emmet	3	6	11	5	6
Genesee	43	49	35	35	41
Gladwin	3	3	3	9	5
Gogebic	0	1	0	1	1
Grand Traverse	18	20	19	24	19
Gratiot	9	13	16	16	10
Hillsdale	10	4	2	3	1
Houghton	5	6	2	3	2
Huron	7	12	11	4	8
Ingham	28	23	17	21	14
Ionia	21	27	36	31	20
Iosco	6	13	12	3	6
Iron	4	3	3	2	0
Isabella	6	14	14	14	13
Jackson	22	20	15	19	23
Kalamazoo	28	27	26	29	27
Kalkaska	3	2	7	8	6
Kent	248	268	262	265	178
Keweenaw	0	0	0	2	0

First Time in Any College (FTIAC) Student Profile
Fall Enrollment by Michigan County

MI County cont.	2016	2017	2018	2019	2020
Lake	8	6	5	6	7
Lapeer	14	18	14	16	10
Leelanau	5	2	3	10	2
Lenawee	9	11	8	10	6
Livingston	22	34	35	17	11
Luce	1	0	2	2	2
Mackinac	1	6	5	0	4
Macomb	65	72	55	58	40
Manistee	13	2	12	12	7
Marquette	13	13	6	18	10
Mason	9	13	9	12	8
Mecosta	86	110	94	77	64
Menominee	2	5	0	4	1
Midland	10	18	21	16	19
Missaukee	6	5	8	11	9
Monroe	4	5	5	10	4
Montcalm	44	26	36	41	33
Montmorency	2	1	5	2	1
Muskegon	52	57	76	67	51
Newaygo	41	32	38	50	52
Oakland	100	74	97	91	87
Oceana	20	17	21	16	18
Ogemaw	2	2	3	6	2
Ontonagon	2	1	0	3	0
Osceola	45	28	29	37	41
Oscoda	0	2	1	6	0
Otsego	10	8	6	19	8
Ottawa	128	125	123	112	100
Presque Isle	8	5	4	2	2
Roscommon	12	8	17	5	2
Saginaw	47	32	34	30	21
Sanilac	10	7	9	13	7
Schoolcraft	0	2	2	0	1
Shiawassee	17	11	4	8	11
St. Clair	21	20	25	23	15
St. Joseph	8	10	11	1	2
Tuscola	7	10	12	11	10
Van Buren	11	11	10	18	9
Washtenaw	19	23	17	24	22
Wayne	104	104	133	153	105
Wexford	17	20	33	25	31
Total	1,700	1,710	1,747	1,779	1,414

First Time in Any College (FTIAC) Student Profile
Fall Enrollment by Top 20 High Schools and Top 20 Majors

High School	2020
Big Rapids High School	38
Rockford Senior High School	28
Cadillac Senior High School	24
Newaygo High School	19
Tri-County Area High School	18
Clarkston Senior High School	18
Allendale High School	16
Coopersville High School	15
Grant High School	15
Reed City High School	14
Pine River Area School	14
Lakeview High School	12
Jenison High School	12
Hudsonville High School	12
Kenowa Hills High School	10
Morley-Stanwood High School	10
Home School	10
Cedar Springs High School	9
Saint Johns High School	9
West Ottawa High School	9

Major	2020
General Studies	243
Criminal Justice	97
Allied Health Science	89
General Business	63
Pre-Pharmacy	53
Building Construction Tech	51
Pre-Science	50
Welding Technology	41
Psychology	35
Marketing	35
Digital Animation Game Design	32
Architectural Technology	31
Social Work	28
Business Administration	27
Mechanical Engineering Tech	26
Digital Media	25
Pre-Teaching Elementary	25
Liberal Arts	24
Nursing - BSN	22
Info Security and Intelligence	20

**First Time in Any College (FTIAC) Student Profile
Fall Enrollment by States and Countries**

State	2020
Alaska	1
Alabama	1
Armed Forces Pacific	1
Arizona	2
California	4
Colorado	5
Delaware	1
Florida	9
Georgia	1
Hawaii	1
Iowa	2
Illinois	31
Indiana	18
Kansas	1
Kentucky	1
Louisiana	2
Maryland	2
Michigan	1,414
Minnesota	4
Missouri	1
North Carolina	3
Nebraska	1
New Hampshire	2
New Jersey	2
Ohio	7
Pennsylvania	3
South Carolina	2
Tennessee	1
Texas	4
Virginia	2
Washington	1
Wisconsin	4

Country	2020
Canada	1
China	4
Czech Republic	1
India	3
Sweden	1

Transfer Student Profile
Fall Enrollment

Total Transfer										
	2011	2012	2013	2014	2015	2016	2017	2018	2019	2020
Total	1,660	1,540	1,572	1,546	1,473	1,391	1,253	1,232	1,123	897

Transfer by Gender										
	2011	2012	2013	2014	2015	2016	2017	2018	2019	2020
Female	809	755	772	796	701	714	657	655	579	465
Male	851	785	800	750	772	677	596	577	544	432

Transfer by Ethnicity										
	2011	2012	2013	2014	2015	2016	2017	2018	2019	2020
American Indian/Alsk Nat	8	11	11	8	11	10	11	3	9	5
Asian	26	26	20	22	18	26	17	24	19	19
Black	121	133	145	141	108	108	105	107	86	70
Hispanic	69	55	64	85	92	71	85	68	66	57
International	23	42	33	52	36	26	36	29	22	9
Native Hawaiian/Pac Isla	2	0	2	2	2	2	1	0	1	1
Two or More Races	35	37	33	41	44	35	52	43	51	33
White	1,299	1,199	1,235	1,170	1,150	1,103	931	946	850	695
Unreported	77	37	29	25	12	10	15	12	19	8

Transfer by Full-Time and Part-Time										
	2011	2012	2013	2014	2015	2016	2017	2018	2019	2020
Full-Time	953	922	892	871	853	828	745	724	637	541
Part-Time	707	618	680	675	620	563	508	508	486	356

Transfer by Campus										
	2011	2012	2013	2014	2015	2016	2017	2018	2019	2020
On	795	735	731	704	699	706	647	633	578	481
Off	575	523	585	541	509	428	396	392	352	256
On-Line	157	127	145	180	158	155	131	125	134	106
Kendall	133	155	111	121	107	102	79	82	59	54

Transfer by Average HSGPA, ACT and SAT										
	2011	2012	2013	2014	2015	2016	2017	2018	2019	2020
HSGPA	3.05	3.08	3.04	3.04	3.07	3.12	3.10	3.13	3.17	3.22
ACT COMP	20.24	20.87	20.29	20.50	20.78	20.91	20.85	20.55	20.58	20.37
SAT Total**							1,030.00	1,048.10	1,047.26	1,054.19
SAT Math**							490	518.30	519.44	533.18
SAT Read/Write**							540	532.81	530.20	524.08

**Fall 2017 SAT became Michigan's test for high school students.

Transfer Student Profile
Fall Enrollment by Michigan County

MI County	2016	2017	2018	2019	2020
Alcona	0	1	1	1	0
Alger	0	0	0	0	0
Allegan	18	9	16	15	8
Alpena	10	6	11	10	8
Antrim	3	4	8	5	2
Arenac	3	1	1	6	0
Baraga	0	0	0	0	1
Barry	10	19	7	5	6
Bay	22	30	31	19	8
Benzie	4	4	2	2	6
Berrien	37	36	24	25	20
Branch	0	2	0	5	4
Calhoun	11	11	5	11	5
Cass	14	18	10	13	9
Charlevoix	7	4	3	5	2
Cheboygan	1	2	6	5	1
Chippewa	3	1	2	4	1
Clare	8	6	8	4	5
Clinton	18	14	14	9	9
Crawford	1	2	1	1	1
Delta	4	4	5	3	1
Dickinson	0	1	2	1	0
Eaton	24	15	24	11	17
Emmet	10	5	10	6	4
Genesee	51	44	50	45	34
Gladwin	1	0	3	5	2
Gogebic	0	0	1	1	0
Grand Traverse	57	65	40	37	40
Gratiot	7	6	6	4	4
Hillsdale	3	2	1	0	2
Houghton	2	3	4	3	2
Huron	3	5	3	7	5
Ingham	45	47	51	31	25
Ionia	12	9	5	10	9
Iosco	1	2	3	2	1
Iron	0	0	0	1	1
Isabella	15	12	5	7	4
Jackson	6	12	11	7	11
Kalamazoo	17	13	16	20	11
Kalkaska	7	5	5	8	8
Kent	212	190	210	189	132
Lake	7	3	1	4	1

MI County cont.	2016	2017	2018	2019	2020
Lapeer	10	10	7	8	12
Leelanau	8	6	8	1	4
Lenawee	5	3	0	2	1
Livingston	15	14	16	16	5
Luce	1	0	0	1	0
Mackinac	0	0	1	1	0
Macomb	50	47	55	45	41
Manistee	19	11	10	5	13
Marquette	2	4	2	2	4
Mason	19	11	15	12	20
Mecosta	38	24	24	31	17
Menominee	0	0	1	0	0
Midland	20	18	14	13	12
Missaukee	1	2	0	2	3
Monroe	2	4	10	2	1
Montcalm	27	19	26	31	13
Montmorency	1	1	1	1	1
Muskegon	33	43	36	43	41
Newaygo	18	21	17	13	12
Oakland	56	33	47	54	38
Oceana	8	7	17	6	7
Ogemaw	3	0	1	1	2
Ontonagon	0	0	1	0	0
Osceola	21	14	7	11	9
Oscoda	0	1	1	1	2
Otsego	3	1	6	0	6
Ottawa	60	43	58	48	35
Presque Isle	2	3	1	2	1
Roscommon	7	2	4	5	3
Saginaw	49	32	28	26	25
Sanilac	7	2	4	3	1
Schoolcraft	1	0	2	0	0
Shiawassee	7	6	7	3	6
St. Clair	30	27	15	22	26
St. Joseph	4	9	4	2	5
Tuscola	8	9	4	4	5
Van Buren	1	14	5	7	6
Washtenaw	10	11	9	12	4
Wayne	64	66	45	41	38
Wexford	11	14	5	7	7
Total	1,275	1,145	1,120	1,031	836

Transfer Student Profile
Fall Enrollment by Top 20 Majors

Major	2020
Criminal Justice- Generalist	108
Business Administration	60
General Studies	30
Early Childhood Education	24
Elementary Education	23
Digital Animation and Game Design	22
Social Work	22
Criminal Justice	21
HVACR Eng Tech and Enrgy Mgmt	21
Accountancy	20
Computer Information Systems	20
Nursing - BSN	19
Manufacturing Engineering Tech	18
Welding Technology	17
Dental Hygiene	17
Long Term Care	16
Architectural Technology	16
BUAD With Professional Tracks	14
Nursing	13
PGA Golf Management	12

Transfer Student Profile
Fall Enrollment by States and Countries

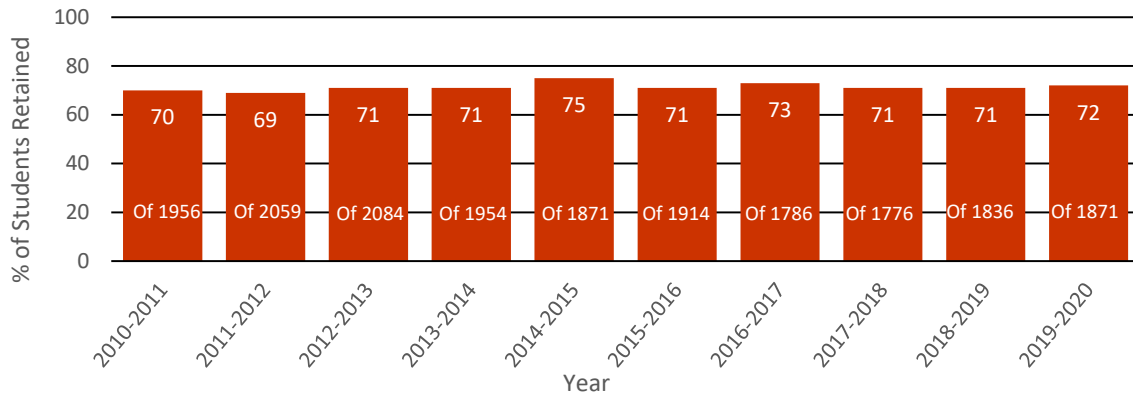
State	2020
Alabama	1
California	4
Colorado	4
Connecticut	1
Florida	3
Georgia	2
Illinois	8
Indiana	4
Kentucky	1
Massachusetts	1
Maryland	3
Maine	1
Michigan	836
Minnesota	1
North Carolina	1
New Hampshire	1
Ohio	4
Pennsylvania	1
South Carolina	1
Tennessee	1
Texas	2
Virginia	2
Washington	1
Wisconsin	3

Country	2020
Canada	3
China	2
Kenya	1
Malaysia	1
Nigeria	1
Spain	1

ENROLLMENT

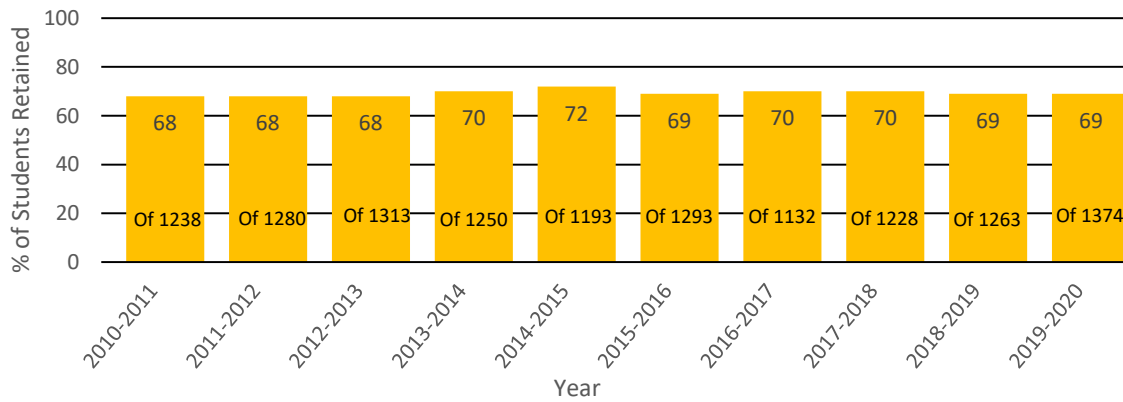
**FALL TO FALL FIRST-YEAR RETENTION RATES
(Full-Time FTIACS)**

Total University
Students Enrolled in 2 & 4 Year Programs



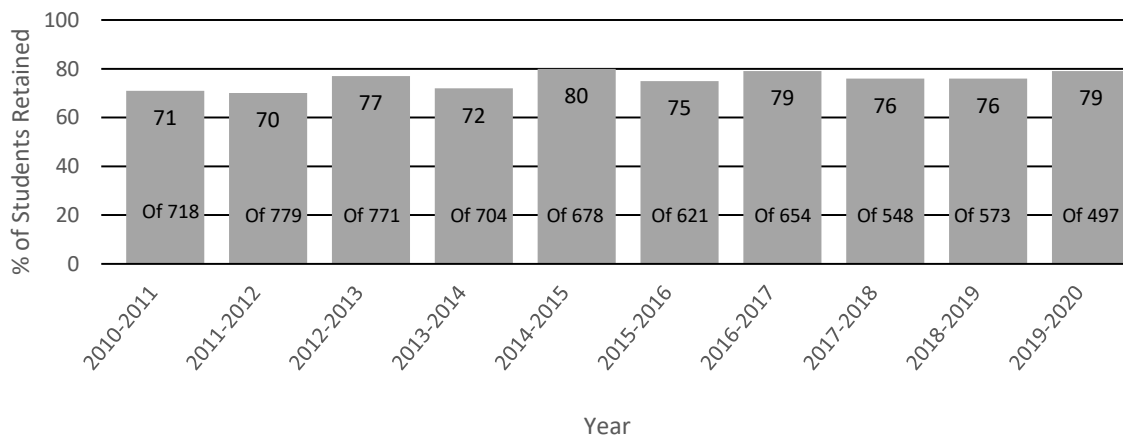
2-Year

Students Enrolled in 2-Year Programs



4-Year

Students Enrolled in 4-Year Programs



GRADUATION RATES
Percent of Full-Time FTIAC (First Time in Any College)
Students Graduating Within 2 to 6 Years

All Two and Four Year Degree Programs

Entering Term	# of FTIAC's	2 Yr Grad Rate %	3 Yr Grad Rate %	4 Yr Grad Rate %	5 Yr Grad Rate %	6 Yr Grad Rate %
2009	1,954	6	11	26	41	47
2010	1,956	6	12	29	42	49
2011	2,059	7	12	29	42	50
2012	2,084	5	13	32	48	53
2013	1,954	4	13	34	48	52
2014	1,871	5	16	39	51	54
2015	1,914	6	19	39	48	
2016	1,786	7	19	38		
2017	1,776	7	17			
2018	1,836	7				

Two Year Degree Programs

Entering Term	# of FTIAC's	2 Yr Grad Rate %	3 Yr Grad Rate %	4 Yr Grad Rate %	5 Yr Grad Rate %	6 Yr Grad Rate %
2009	1,228	8	15	27	39	45
2010	1,238	9	17	32	43	50
2011	1,280	11	17	32	41	49
2012	1,313	7	17	31	44	49
2013	1,250	6	16	34	46	50
2014	1,193	8	22	39	47	50
2015	1,293	9	26	39	46	
2016	1,132	10	26	40		
2017	1,228	10	22			
2018	1,263	9				

Four Year Degree Programs

Entering Term	# of FTIAC's	2 Yr Grad Rate %	3 Yr Grad Rate %	4 Yr Grad Rate %	5 Yr Grad Rate %	6 Yr Grad Rate %
2009	726	1	4	24	46	51
2010	718	1	3	24	42	47
2011	779	1	4	26	45	53
2012	771	1	6	34	54	60
2013	704	1	7	33	52	55
2014	678	1	6	40	58	61
2015	621	1	6	39	52	
2016	654	1	6	34		
2017	548	1	5			
2018	573	2				

Source: Office of Institutional Research & Testing

**PERCENT OF FULL-TIME FTIAC FALL TO FALL RETENTION
FALL 2010 - 11 to FALL 2019 - 20**

	Fall 10-11	Fall 11-12	Fall 12-13	Fall 13-14	Fall 14-15	Fall 15-16	Fall 16-17	Fall 17-18	Fall 18-19	Fall 19-20
FULL-TIME BACHELOR STUDENTS	71%	70%	77%	72%	80%	75%	79%	76%	76%	79%
FULL-TIME ASSOCIATE STUDENTS	68%	68%	68%	70%	72%	69%	70%	69%	69%	69%
TOTAL STUDENTS	70%	69%	71%	71%	75%	71%	73%	71%	71%	72%

**FALL TO SPRING/FALL TO FALL RETENTION
FALL 2015 - 2019 COHORTS**

All Degree Seeking FTIACS by College

College	Fall 2015 FTIACS			Fall 2016 FTIACS			Fall 2017 FTIACS			Fall 2018 FTIACS			Fall 2019 FTIACS		
	FTIACS	% Ret	% Ret	FTIACS	% Ret	% Ret	FTIACS	% Ret	% Ret	FTIACS	% Ret	% Ret	FTIACS	% Ret	% Ret
ARTS & SCIENCES	389	94%	79%	323	94%	80%	344	92%	74%	367	92%	75%	388	93%	78%
BUSINESS	313	87%	70%	258	90%	72%	291	86%	68%	295	87%	65%	295	86%	68%
ED. & HUMAN SVCS	269	90%	69%	271	87%	69%	256	88%	68%	290	88%	68%	256	91%	73%
ENG. TECHNOLOGY	300	87%	75%	198	89%	70%	260	87%	80%	292	87%	77%	306	87%	75%
HEALTH PROFESSIONS	182	95%	73%	141	91%	82%	180	91%	76%	193	90%	73%	227	87%	73%
KENDALL COLLEGE	131	87%	73%	301	90%	80%	107	93%	81%	99	96%	84%	73	96%	84%
UNIVERSITY COLLEGE	373	75%	58%	331	89%	73%	379	77%	59%	344	79%	63%	347	75%	60%
FSU Total	1,957	89%	74%	1,823	89%	73%	1,817	87%	71%	1,880	87%	71%	1,892	87%	72%

Source: Office of Institutional Research & Testing

**Full-Time FITIAC (First Time in Any College)
1st-Year to 2nd-Year Progression Rates
(% Earning 30 FSU Credit Hours 1st Fall to 2nd Fall)**

<u>Fall 2015</u> <u>(Fall 2014 Cohort)</u>	<u>Fall 2016</u> <u>(Fall 2015 Cohort)</u>	<u>Fall 2017</u> <u>(Fall 2016 Cohort)</u>	<u>Fall 2018</u> <u>(Fall 2017 Cohort)</u>	<u>Fall 2019</u> <u>(Fall 2018 Cohort)</u>	<u>Fall 2020</u> <u>(Fall 2019 Cohort)</u>
28.07%	24.64%	26.79%	25.59%	25.29%	23.34%

**Average # of Credits Taken by Full-Time (12+ credits) Students By Class Level
Summer 2017 through Fall 2020**

	<u>Summer</u> <u>2017</u>	<u>Fall</u> <u>2017</u>	<u>Spring</u> <u>2018</u>	<u>Summer</u> <u>2018</u>	<u>Fall</u> <u>2018</u>	<u>Spring</u> <u>2019</u>	<u>Summer</u> <u>2019</u>	<u>Fall</u> <u>2019</u>	<u>Spring</u> <u>2020</u>	<u>Summer</u> <u>2020</u>	<u>Fall</u> <u>2020</u>
Freshman	12.00	13.69	13.81	12.00	13.78	13.82	13.00	13.69	13.83	12.00	13.59
Sophomore	12.33	13.82	13.81	13.15	13.84	13.79	12.20	13.89	13.81	13.38	13.75
Junior	13.46	13.82	13.77	13.65	13.88	13.83	13.65	13.89	13.84	13.28	13.82
Senior	13.61	14.00	13.96	13.73	14.06	13.95	13.73	14.14	13.99	13.67	13.94
Graduate	N/A	13.67	12.77	N/A	13.39	12.73	13.71	13.30	12.90	15.00	13.72
1st Professional	13.94	16.30	15.98	13.68	15.65	16.38	13.81	16.01	16.44	14.01	16.23
Total Avg	13.59	14.02	14.02	13.67	14.03	14.07	13.73	14.05	14.09	13.70	13.97
Undergrad Avg	13.50	13.84	13.85	13.67	13.89	13.86	13.69	13.89	13.88	13.56	13.77

**Full-Time Degree Seeking Transfer Students
1st-Year to 2nd-Year Persistence Rates (Graduated or Still Enrolled)**

<u>Fall 2015</u> <u>to Fall</u> <u>2016</u>	<u>Fall 2016</u> <u>to Fall</u> <u>2017</u>	<u>Fall 2017</u> <u>to Fall</u> <u>2018</u>	<u>Fall 2018</u> <u>to Fall</u> <u>2019</u>	<u>Fall 2019</u> <u>to Fall</u> <u>2020</u>
79%	79%	78%	78%	79%

Source: Office of Institutional Research & Testing

ENROLLMENT

TRANSFER IN STUDENTS
STUDENTS WHO TRANSFERRED TO FERRIS STATE UNIVERSITY
FROM MICHIGAN COMMUNITY COLLEGES & PUBLIC UNIVERSITIES
Summer 2019, Fall 2019, Spring 2020

COMMUNITY COLLEGES

UNIVERSITIES

Alpena Community College	22	Central Michigan University	65
Bay Mill Community College	4	Eastern Michigan University	12
Bay De Noc Community College	9	Grand Valley State University	51
Delta College	113	Lake Superior State University	8
Glen Oaks Community College	4	Michigan State University	26
Gogebic Community College	6	Michigan Technological University	11
Grand Rapids Community College	256	Northern Michigan University	17
Henry Ford Community College	10	Oakland University	19
Jackson Community College	11	Saginaw Valley State University	17
Kalamazoo Valley Community College	24	University of Michigan - Ann Arbor	17
Kellogg Community College	21	University of Michigan - Dearborn	1
Kirtland Community College	13	University of Michigan - Flint	9
Lake Michigan College	23	Wayne State University	7
Lansing Community College	98	Western Michigan University	32
Macomb Community College	70		
Mid Michigan Community College	41		
Monroe County Community College	3		
Montcalm Community College	44		
Mott Community College	50		
Muskegon Community College	70		
North Central Michigan College	16		
Northwestern Michigan College	72		
Oakland Community College	48		
Schoolcraft College	26		
Southwestern Michigan College	42		
St. Clair County Community College	28		
Washtenaw Community College	23		
Wayne County Community College	21		
West Shore Community College	20		

TRANSFERS FROM COMMUNITY COLLEGES	1,188	TRANSFERS FROM UNIVERSITIES	292
--	--------------	------------------------------------	------------

TOTAL TRANSFERS FROM MI COMMUNITY COLLEGES & PUBLIC UNIVERSITIES TO FERRIS	1,480
TOTAL TRANSFERS FROM OTHER THAN MI COMMUNITY COLLEGES & PUBLIC UNIVERSITIES TO FERRIS	505
TOTAL TRANSFERS TO FERRIS	1,985

Source: Office of Institutional Research & Testing

TRANSFER OUT STUDENTS
STUDENTS WHO TRANSFERRED FROM FERRIS STATE UNIVERSITY
TO OTHER COLLEGES & UNIVERSITIES PARTICIPATING IN THE NSC DATA SYSTEM
Summer 2019, Fall 2019, Spring 2020

COMMUNITY COLLEGES

Alpena Community College	4
Delta College	26
Grand Rapids Community College	170
Henry Ford Community College	7
Jackson Community College	9
Kalamazoo Valley Community College	9
Kellogg Community College	3
Kirtland Community College	4
Lake Michigan College	18
Lansing Community College	76
Macomb Community College	45
Mid Michigan Community College	21
Montcalm Community College	9
Mott Community College	48
Muskegon Community College	28
North Central Michigan College	11
Northwestern Michigan College	30
Oakland Community College	22
Schoolcraft College	12
Southwestern Michigan College	7
St. Clair County Community College	5
Washtenaw Community College	15
Wayne County Community College	32
West Shore Community College	7

UNIVERSITIES

Aquinas College	3
Baker College	17
Baker College - Cadillac	8
Baker College - Muskegon	6
Bowling Green State University	3
Calvin College	6
Central Michigan University	41
College for Creative Studies	6
Cornerstone University Undergrads	6
Davenport University	22
Eastern Michigan University	16
Grand Valley State University	85
Hope College	7
Indiana Wesleyan	4
Lake Superior State University	7
Michigan State University	49
Michigan Technological University	11
Northern Michigan University	16
Oakland University	19
Olivet College	4
Saginaw Valley State University	23
Siena Heights University	6
Southern New Hampshire	6
University of Detroit Mercy	5
University of Michigan	24
University of Michigan - Flint	7
University of Phoenix	7
Wayne State University	17
Western Michigan University	33

TOTAL TRANSFERS TO INSTITUTIONS (THREE OR MORE TRANSFERS ENROLLED) - LISTED ABOVE	1,082
TOTAL TRANSFERS TO INSTITUTIONS (LESS THAN THREE TRANSFERS ENROLLED) - NOT LISTED ABOVE	155
TOTAL TRANSFERS FROM FERRIS STATE	1,237

Source: National Student Clearinghouse

**ENROLLMENT SUMMARY OF STUDENTS BY AGE
FALL 2020**

Full-Time Students

Age	<u>Undergraduate</u>		<u>Graduate</u>		<u>First Professional</u>		<u>Doctorate</u>	
	Men	Women	Men	Women	Men	Women	Men	Women
Under 18	48	113	0	0	0	0	0	0
18-19	1,229	1,469	0	0	0	0	0	0
20-21	1,216	1,306	1	11	27	34	0	0
22-24	677	577	15	42	133	223	0	0
25-29	177	133	10	29	92	96	0	3
30-34	53	47	6	19	11	7	2	3
35-39	16	21	3	9	6	3	7	14
40-49	12	19	4	13	2	1	18	18
50-64	5	9	0	4	0	0	10	24
65 & Over	0	0	0	1	0	0	1	0
Unknown	0	0	0	0	0	0	0	0
Total	3,433	3,694	39	128	271	364	38	62

Part-Time Students

Age	<u>Undergraduate</u>		<u>Graduate</u>		<u>First Professional</u>		<u>Doctorate</u>	
	Men	Women	Men	Women	Men	Women	Men	Women
Under 18	101	210	0	0	0	0	0	0
18-19	64	84	0	0	0	0	0	0
20-21	168	208	2	0	0	0	0	0
22-24	297	333	7	27	1	0	0	0
25-29	272	240	20	61	1	1	0	0
30-34	136	141	13	33	0	1	0	0
35-39	93	117	19	49	1	0	0	0
40-49	84	147	22	44	0	0	0	0
50-64	32	71	5	24	0	0	1	1
65 & over	3	1	0	0	0	0	1	0
Unknown	0	0	0	0	0	0	0	0
Total	1,250	1,552	88	238	3	2	2	1

Average Age

	<u>Full-Time</u>	<u>Part-Time</u>
Undergraduate Degree Seeking	21	29
Undergraduate Non-Degree Seeking	21	18
Graduate	29	35
First Professional	24	29
Doctorate	45	59
All Students	21	28

Source: Office of Institutional Research & Testing

NCAA Graduation Rates

Federal Graduation Rate (FGR)

Cohort Year	<u>2008/09</u>	<u>2009/10</u>	<u>2010/11</u>	<u>2011/12</u>	<u>2012/13</u>	<u>2013/14</u>
Federal Graduation Rate (FGR)	64%	49%	46%	55%	62%	57%

Federal Graduation Rate (FGR): Federally mandated calculation for all schools that offer athletic scholarships. Counts all transfers as academic failures, so essentially measures the percentage of students who complete a BA/BS from their initial school within six years.

DI Graduation Success Rate (GSR)

Cohort Year	<u>2008</u>	<u>2009</u>	<u>2010</u>	<u>2011</u>	<u>2012</u>	<u>2013</u>
DI Graduation Success Rate (GSR)	92%	100%	100%	95%	89%	N/A

Graduation Success Rate (GSR): Division I rate that accounts for transfers in/out. Also tracks graduation over six years. In addition to accounting for likely transfers in/out, the GSR also includes mid-year enrollees and non-scholarship athletes at Division I schools that do not offer athletics scholarships.

DII Graduation Success Rate (ASR)

Cohort Year	<u>2008/09</u>	<u>2009/10</u>	<u>2010/11</u>	<u>2011/12</u>	<u>2012/13</u>	<u>2013/14</u>
DII Academic Success Rate (ASR)	63%	61%	58%	62%	62%	65%

Academic Success Rate (ASR): The Division II Academic Success Rate (ASR) is calculated in much the same way as the Division I GSR. The primary difference is: The ASR includes all non-scholarship freshmen ("walk-ons"), whether or not the school or squad offers aid does not matter, and as a result, the ASR counts about 50% more student-athletes than the federal graduation rate.

Source: NCAA.org, Registrar's Office

DEGREES

DEGREES CONFERRED BY PROGRAM
ACADEMIC YEAR (SUMMER, FALL, SPRING SEMESTERS)

ARTS & SCIENCES	2017-18					2018-19					2019-20				
	CERT	AS	BA	BS	MA	CERT	AS	BA	BS	MA	CERT	AS	BA	BS	MA
BIOLOGY															
Biology				23					19					25	
Biology - Environmental				13					7					10	
Biology - Forensic				3					11					6	
Biology - Pre-Dentistry				3					5					4	
Biology - Pre-Medicine				9					18					10	
Biology - Pre-Optometry				8					14					5	
Biology - Pre-Pharmacy				32					14					18	
Biology - Pre-Phys Therapy				6					3					9	
Biology - Pre-Veterinary				2					2					2	
Biotechnology				7					11					8	
Pre-Science		26					21					17			
TOTAL	0	26	0	106	0	0	21	0	104	0	0	17	0	97	0
COLLEGE OF ARTS & SCIENCES															
Integrative Studies				77					63					54	
TOTAL	0	0	0	77	0	0	0	0	63	0	0	0	0	54	0
ENGLISH, LITERATURE, & WORLD LANGUAGES															
Creative Writing											8				
English								4					6		
Journalism	2					0					0				
Journalism and Technical Communication									5					2	
Liberal Arts		5					12					12			
Spanish for the Professions									8					4	
TOTAL	2	5	0	0	0	0	12	4	13	0	8	12	6	6	0
HUMANITIES															
Applied Speech Communication		2		13			5		7			2		6	
History			4					7					2		
Sports Communication	1		0	8		0		0	5		0		0	15	
TOTAL	1	2	4	21	0	0	5	7	12	0	0	2	2	21	0
LANGUAGES & LITERATURE															
Creative Writing	0					3									
English			5												
Journalism and Technical Communication				3											
Liberal Arts		12													
Spanish for the Professions				4											
Technical & Professional Communication				4					1					2	
Technical Writing	2					0					0				
TOTAL	2	12	5	11	0	3	0	0	1	0	0	0	0	2	0
MATHEMATICS															
Actuarial Science				5					4					7	
Applied Mathematics				6					4					3	
Applied Mathematics Computer Science				3					6					5	
Computer Science	4					1					5				
TOTAL	4	0	0	14	0	1	0	0	14	0	5	0	0	15	0

DEGREES

DEGREES CONFERRED BY PROGRAM
ACADEMIC YEAR (SUMMER, FALL, SPRING SEMESTERS)

ARTS & SCIENCES	2017-18					2018-19					2019-20				
	CERT	AS	BA	BS	MA	CERT	AS	BA	BS	MA	CERT	AS	BA	BS	MA
PHYSICAL SCIENCES															
Biochemistry			3	1				1	0				0	5	
Chemistry			6					2					4		
Industrial Chemistry				4					5					6	
Industrial Chemistry Technology		8					6					12			
Natural Science		1					1					0			
Pre-Pharmacy		39					25					28			
TOTAL	0	48	9	5	0	0	32	3	5	0	0	40	4	11	0
SOCIAL & BEHAVIORAL SCIENCES															
Political Science				3					8					6	
Psychology		8	1	36			5	0	38			8	0	36	
Sociology			4					4					2		
TOTAL	0	8	5	39	0	0	5	4	46	0	0	8	2	42	0
SOCIAL WORK															
Social Work		8		59	37		17		74	33		10		67	29
TOTAL	0	8	0	59	37	0	17	0	74	33	0	10	0	67	29
COLLEGE TOTAL	9	109	23	332	37	4	92	18	332	33	13	89	14	315	29

Source: Office of Institutional Research and Testing

DEGREES CONFERRED BY PROGRAM
ACADEMIC YEAR (SUMMER, FALL, SPRING SEMESTERS)

BUSINESS	2017-18				2018-19				2019-20			
	CERT	AS	BS	MS	CERT	AS	BS	MS	CERT	AS	BS	MS
ACCOUNTANCY FINANCE & INFO SYSTEMS												
Accountancy		7	28			5	51			10	34	
Accountancy/Computer Information Systems			1				1				2	
Accountancy/Finance			5				6				2	
Advanced Studies in Business Intel. & Info.	2				0				0			
Advanced Studies in Business Intelligence	4				6				3			
Advanced Studies in Incident Response									1			
Advanced Studies in Project Management	10				12				6			
Computerized Business Apps					1				4			
Computer Information Systems		5	26			7	32			5	21	
Computer Information Technology			13				12				7	
Cybersecurity									1			
Finance			13				13				10	
Forensic Accounting					2				0			
Homeland Security - Dig. Security & Forensics	1				0				0			
Information Security Intelligence		1	34	11		4	30	12		0	31	5
Project Management	3				7				6			
TOTAL	20	13	120	11	28	16	145	12	21	15	107	5

MANAGEMENT												
Advanced Studies Business Intel Infmts					1				0			
Advanced Studies in Design & Innovation	6				7				2			
Advanced Studies in Incident Response	5				7				2			
Advanced Studies in Lean System & Leadership									1			
Advanced Studies in Mgmt Tools & Techniques	8				0				0			
Advanced Studies in Performance Metrics	4				6				2			
Advanced Studies in Supply Chain Mgmt Lean									2			
BUAD w/Professional Tracks			69				40				39	
Business Administration			155				160				185	
Business Administration - Aviation			2				2				1	
Business Admin Legal Studies			9				5				6	
Business Administration - Maritime			2				0				0	
Event Management	2				1				1			
Fleet Management	9				7				1			
General Business		21				25				22		
Human Resource Management	22		20		23		17		18		22	
International Business	7				5				1			
Leadership and Supervision	28				21				13			
Lean Systems	2				3				3			
Legal Studies		13				10				4		
Manufacturing Operations	2				3				1			
Masters of Business Administration				28				38				23
Operations and Supply Management			11				11				6	
Risk Management & Insurance	4		6		1		3		4		7	
Small Business Management	7				7				4			
TOTAL	106	34	274	28	92	35	238	38	55	26	266	23

DEGREES

DEGREES CONFERRED BY PROGRAM
ACADEMIC YEAR (SUMMER, FALL, SPRING SEMESTERS)

BUSINESS	2017-18				2018-19				2019-20			
	CERT	AS	BS	MS	CERT	AS	BS	MS	CERT	AS	BS	MS
MARKETING												
Advertising/Integrated Marketing Communication	0		19		1		11				6	
Business Data Analytics			8				6				6	
Business to Business Marketing	7				3				2			
Data Analytics					4				3			
Data Mining	2				0				0			
Digital Marketing	8				7				7			
Direct Marketing	4				3				0			
Graphic Communication		2				7				4		
Graphic Design		7	12			9	8			1	7	
Graphic Media Management			2				10				9	
Healthcare Marketing			1				2				0	
Marketing	0	20	34		1	10	43		2	13	52	
Marketing Research					1				1			
Marketing/Sales	3				2				0			
Professional Digital Marketing					1				1			
Public Relations			15				10				7	
Retailing									1			
TOTAL	24	29	91	0	23	26	90	0	19	18	87	0

SPORT, ENTERTAINMENT, & HOSPITALITY												
Catering Management	3				0					0		
Culinary Management	6				0					0		
Dietary and Food Service Management		3				0				0		
Hospitality Management			17				29				28	
Hotel Management	1		3		0		0		1			
Hotel, Restaurant, & Food Industry Management			9				2				0	
Music and Entertainment Business											10	
Music Industry Management			30				37				10	
Nutrition/Food Service Management		2			1	3			1	1		
PGA Golf Management			37				36				23	
Professional Brew Management		4				5				6		
Professional Tennis Management			7				5				4	
Resort Management			5				3				0	
Restaurant & Food Industry Management	3	12			1	9				6		
Ski Resort Management	1				4					0		
Spa Management										1		
TOTAL	14	21	108	0	6	17	112	0	3	13	75	0

COLLEGE TOTAL	164	97	593	39	149	94	585	50	98	72	535	28
----------------------	------------	-----------	------------	-----------	------------	-----------	------------	-----------	-----------	-----------	------------	-----------

Source: Office of Institutional Research and Testing

DEGREES CONFERRED BY PROGRAM
ACADEMIC YEAR (SUMMER, FALL, SPRING SEMESTERS)

EDUCATION & HUMAN SERVICES	2017-18				2018-19				2019-2020			
	CERT	AS	BS	MS	CERT	AS	BS	MS	CERT	AS	BS	MS
CRIMINAL JUSTICE												
Criminal Justice		18			86	1			42			
Criminal Justice - Corrections			10				17				12	
Criminal Justice - Generalist			268				285				242	
Criminal Justice - Law Enforcement			32				41				34	
Criminal Justice Administration				17				19				24
Pre-Criminal Justice		53			14				5			
TOTAL	0	71	310	17	0	100	344	19	0	47	288	24
SCHOOL OF DIGITAL MEDIA												
Digital Animation/Game Design			28				29				38	
Digital Media Software Engineering			3				6				7	
Digital Media					7				9			
Pre-Digital Media		4			3				2			
Television & Digital Media Production			16				23				15	
TOTAL	0	4	47	0	0	10	58	0	0	11	60	0
SCHOOL OF EDUCATION												
Biology Education			5				1				2	
Career & Technical Education - Instructor				2				5				5
Career & Technical Education - Post Sec Admin				5				0				0
Career & Technical Education - Train Dev				0				2				1
Chemistry Education			2				0				0	
Curriculum & Instruction - Special Needs Ed				7				2				8
Curriculum & Instruction - Subject Area				3				2				3
Early Childhood Education		11	31		11	25			11	28		
Educational Leadership				4				1				4
Elementary Education			41				46				42	
English Education			3				6				2	
History Education			1				1				1	
Mathematics Education			5				2				3	
Political Science Education			1				0				0	
Pre-Teaching Elementary		1			4				3			
Pre-Teaching Secondary		5			3				2			
Pro-Mo-TEd Technical Education			3				8				3	
Social Studies & Elementary Education			0				1				2	
Social Studies Education			3				4				5	
Technical Education							1				1	
TOTAL	0	17	95	21	0	18	95	12	0	16	89	21
COLLEGE TOTAL	0	92	452	38	0	128	497	31	0	74	437	45

Source: Office of Institutional Research and Testing

DEGREES CONFERRED BY PROGRAM
ACADEMIC YEAR (SUMMER, FALL, SPRING SEMESTERS)

ENGINEERING TECHNOLOGY	2017-18				2018-19				2019-20			
	CERT	AS	BS	MS	CERT	AS	BS	MS	CERT	AS	BS	MS
ARCHITECTURAL TECH & FACILITIES MGMT												
Architectural Technology		32				27				23		
Architecture & Sustainability			14				11				16	
Facility Management	4		11		4		14		6		11	
TOTAL	4	32	25	0	4	27	25	0	6	23	27	0

AUTOMOTIVE												
Automotive Engineering Technology			46				37				35	
Automotive Management			18				10				3	
Automotive Management (2+2)							7				6	
Automotive Service Technology		11				8				15		
Performance Machining	3				12				6			
Performance Motorsports	47				41				33			
TOTAL	50	11	64	0	53	8	54	0	39	15	44	0

CONSTRUCTION TECHNOLOGY & MGMT												
Building Construction Technology		44				41				42		
Civil Engineering Technology		17				15				0		
Civil Engineering Technology- Highway Emphasis										12		
Construction Management			51				57				60	
TOTAL	0	61	51	0	0	56	57	0	0	54	60	0

ELECTRONICS/CNS												
Computer Networks & Systems			4				5				5	
Electrical/Electronics Engineering Technology			20				11				11	
Industrial Electronics Technology		8				13				5		
TOTAL	0	8	24	0	0	13	16	0	0	5	16	0

ENERGY SYSTEMS ENGINEERING												
Energy Systems Engineering			1				1				1	
TOTAL	0	0	1	0	0	0	1	0	0	0	1	0

HEAVY EQUIPMENT												
Electrical Power Generation	3				0				2			
Heavy Equipment Service Engineering Tech			20				23				12	
Heavy Equipment Technology		31				26				31		
TOTAL	3	31	20	0	0	26	23	0	2	31	12	0

HVACR												
HVACR Eng Tech and Energy Mgmt			40				32				26	
HVACR Technology		28				26				26		
TOTAL	0	28	40	0	0	26	32	0	0	26	26	0

DEGREES CONFERRED BY PROGRAM
ACADEMIC YEAR (SUMMER, FALL, SPRING SEMESTERS)

ENGINEERING TECHNOLOGY	2017-18				2018-19				2019-20			
	CERT	AS	BS	MS	CERT	AS	BS	MS	CERT	AS	BS	MS
MANUFACTURING ENGINEERING TECH												
Basic CNC Prog & Machine Operations	37				53				30			
Industrial Practices	10				9				6			
Industrial Technology and Management			28				30				39	
Manufacturing Engineering Technology			48				38				45	
Manufacturing Technology		18				12				13		
Product Design	8				3				6			
Quality Leadership	1				0				0			
Quality Technology	86				74				75			
TOTAL	142	18	76	0	139	12	68	0	117	13	84	0
MECHANICAL DESIGN												
CAD Drafting & Tool Design Technology		7				17				6		
Mechanical Engineering Technology		33	45			59	43			38	41	
Product Design Engineering Technology			18				32				17	
TOTAL	0	40	63	0	0	76	75	0	0	44	58	0
PLASTICS & RUBBER												
Plastics Engineering Technology			49				54				45	
Plastics/Polymer Engineering Technology		51				35				29		
Rubber Engineering Technology			2				3				2	
TOTAL	0	51	51	0	0	35	57	0	0	29	47	0
SURVEYING												
Geographic Information Systems	1				2				0			
Surveying Engineering			19				13				12	
Surveying Technology		18				5				8		
TOTAL	1	18	19	0	2	5	13	0	0	8	12	0
WELDING ENGINEERING TECHNOLOGY												
Welding Engineering Technology			45				37				42	
Welding Technology		39				44				49		
TOTAL	0	39	45	0	0	44	37	0	0	49	42	0
COLLEGE TOTAL	200	337	479	0	198	328	458	0	164	297	429	0

Source: Office of Institutional Research and Testing

DEGREES

DEGREES CONFERRED BY PROGRAM
ACADEMIC YEAR (SUMMER, FALL, SPRING SEMESTERS)

HEALTH PROFESSIONS	2017-18					2018-19					2019-20					
	CERT	AAS	BS	BSN	MS	CERT	AAS	BS	BSN	MS	CERT	AAS	BS	BSN	MS	DNP
CLINICAL LAB, RESP CARE & HEALTH ADM.																
Cancer Information Management	2					2					2					
Gerontology	52					40					24					
Health Care Systems Administration			71					49					32			
Health Information Management			24					14					20			
Health Information Technology		31					18					23				
Lean Healthcare	2					1					0					
Long Term Care	29					26					25					
Master of Healthcare Administration					1					8					13	
Medical Laboratory Science			18					18					16			
Medical Laboratory Technology		5					0					1				
Molecular Diagnostics			5					13					4			
Public Health			12		3			6		4			3		5	
Respiratory Care		32					13					22				
Respiratory Therapy													1			
TOTAL	85	68	130	0	4	69	31	100	0	12	51	46	76	0	18	0
DENTAL HYGIENE & MEDICAL IMAGING																
Allied Health Science		33	73				34	56				48	49			
Dental Hygiene		39	19				42	13				39	13			
Diagnostic Medical Sonography		17					16					20				
Nuclear Medicine Technology			14					23					17			
Radiography		39					36					34				
Vascular Ultrasound						3					0					
TOTAL	0	128	106	0	0	3	128	92	0	0	0	141	79	0	0	0
SCHOOL OF NURSING																
Doctor of Nursing Practice																7
Master of Science in Nursing					22					24					28	
Nursing				140					122					107		
Nursing Education	5					3					1					
Nursing Accelerated Track			0					0								
Nursing- BSRN				121					64					53		
TOTAL	5	0	0	261	22	3	0	0	186	24	1	0	0	160	28	7
COLLEGE TOTAL	90	196	236	261	26	75	159	192	186	36	52	187	155	160	46	7

Source: Office of Institutional Research and Testing

DEGREES CONFERRED BY PROGRAM
ACADEMIC YEAR (SUMMER, FALL, SPRING SEMESTERS)

KENDALL	2017-18				2018-19				2019-20			
	CERT	BS	BFA	MFA	CERT	BS	BFA	MFA	CERT	BS	BFA	MFA
DESIGN STUDIES												
Colaborative Design			9				4				2	
Digital Art and Design							3				4	
Digital Media			31				33				10	
Visual and Critical Studies				3	1			3	1			2
Master of Architecture				6				0				5
Furniture Design			5				4				2	
Graphic Design			40				49				20	
Illustration			29				31				13	
Industrial Design			20				17				2	
Interior Design			13				19				13	
Masters of Arts in Design				1				0				6
Medical Illustration			8				4				6	
Metals/Jewelry Design			4				7				3	
TOTAL	0	0	159	10	1	0	171	3	1	0	75	13
FINE ARTS/FOUNDATION												
Art Education			5				7				1	
Drawing			5				6				0	
Fashion Studies			5				7				7	
Fine Arts Drawing				2				1				1
Fine Arts Painting				3				6				1
Fine Arts Photography				1				3				0
Fine Arts Printmaking				1				1				0
Painting			5				3				2	
Photography			10				5				1	
Printmaking			3				4				2	
Sculpture/Functional Art			6				1				1	
TOTAL	0	0	39	7	0	0	33	11	0	0	14	2
LIBERAL ARTS/SCIENCE/ART HISTORY												
Art History						2				0		
Art History Academic Option		2				2				0		
Art History Studio Option		0				1				2		
Master of Art Education				1				0				0
TOTAL	0	2	0	1	0	5	0	0	0	2	0	0
COLLEGE TOTAL	0	2	198	18	1	5	204	14	1	2	89	15

Source: Office of Institutional Research and Testing

DEGREES

DEGREES CONFERRED BY PROGRAM
ACADEMIC YEAR (SUMMER, FALL, SPRING SEMESTERS)

MICHIGAN COLLEGE OF OPTOMETRY	2017-18				2018-19				2019-20			
	CERT	AS	BS	OD	CERT	AS	BS	OD	CERT	AS	BS	OD
Optometry				36				35				33
Vision Science			5				9				12	
COLLEGE TOTAL	0	0	5	36	0	0	9	35	0	0	12	33

PHARMACY	2017-18				2018-19				2019-20			
	CERT	AS	BS	Pharm D	CERT	AS	BS	Pharm D	CERT	AS	BS	Pharm D
Pharmacy				126				149				130
COLLEGE TOTAL	0	0	0	126	0	0	0	149	0	0	0	130

PROFESSIONAL & TECHNOLOGICAL STUDIES	2017-18				2018-19				2019-20			
	CERT	AS	BS	EDD	CERT	AS	BS	EDD	CERT	AS	BS	EDD
Community College Leadership				16				29				16
COLLEGE TOTAL	0	0	0	16	0	0	0	29	0	0	0	16

UNIVERSITY COLLEGE	2017-18				2018-19				2019-20			
	CERT	AS	BS	EDD	CERT	AS	BS	EDD	CERT	AS	BS	EDD
Developmental Program & Curriculum												
General Studies		8				6				10		
COLLEGE TOTAL	0	8	0	0	0	6	0	0	0	10	0	0

Source: Office of Institutional Research and Testing

DEGREES CONFERRED AT FERRIS STATE UNIVERSITY

ACADEMIC YEAR (SUMMER, FALL, SPRING SEMESTERS)

	<u>CERTIFICATE</u>	<u>ASSOCIATE</u>	<u>BACHELOR</u>	<u>MASTER</u>	<u>PROFESSIONAL</u>		<u>TOTAL</u>
					<u>PRACTICE</u>	<u>DOCTORATE</u>	
2000 - 2001	100	722	1,217	116	52		2,207
2001 - 2002	157	764	1,325	152	45		2,443
2002 - 2003	247	808	1,312	168	58		2,593
2003 - 2004	217	830	1,410	148	121		2,726
2004 - 2005	245	843	1,403	158	149		2,798
2005 - 2006	259	905	1,615	134	147		3,060
2006 - 2007	327	873	1,639	169	154		3,162
2007 - 2008	264	861	1,839	137	158		3,259
2008 - 2009	292	794	1,952	197	176		3,411
2009 - 2010	283	787	2,004	156	177		3,407
2010 - 2011	247	718	2,199	165	178		3,507
2011 - 2012	298	819	2,310	149	185		3,761
2012 - 2013	249	790	2,359	127	150	5	3,680
2013 - 2014	288	683	2,412	164	178	8	3,733
2014 - 2015	370	695	2,404	144	163	24	3,800
2015 - 2016	441	741	2,600	221	182	11	4,196
2016 - 2017	489	881	2,557	223	182	16	4,348
2017 - 2018	462	839	2,581	158	162	16	4,218
2018 - 2019	427	807	2,487	164	184	29	4,098
2019 - 2020	328	729	2,148	163	163	23	3,554

Source: Office of Institutional Research and Testing

FERRIS STATE UNIVERSITY

APPROVED PROGRAM MAJORS

* exception for programs with concentration that were built as an individual degree

COLLEGE OF ARTS AND SCIENCES **

Department	Program	Degree
Arts, Sciences and Education Dean's Office	Integrative Studies	AA
Arts, Sciences and Education Dean's Office	Integrative Studies	BS
Biological Sciences	Biology	BS
Biological Sciences	*Biology/Environmental Biology	BS
Biological Sciences	*Biology/Forensic Biology	BS
Biological Sciences	*Biology/Pre-Dentistry	BS
Biological Sciences	*Biology/Pre-Medicine	BS
Biological Sciences	*Biology/Pre-Optometry	BS
Biological Sciences	*Biology/Pre-Pharmacy	BS
Biological Sciences	*Biology/Pre-Physical Therapy	BS
Biological Sciences	*Biology/PrePhysician Assistant Studies	BS
Biological Sciences	*Biology/Pre-Veterinary Medicine	BS
Biological Sciences	Biotechnology	BS
Biological Sciences	Pre-Science	AS
Biological Sciences/Physical Sciences	Natural Science	AS
Education	Biology Education	BS
Education	Business Education - Marketing	BS
Education	Business Mgmt Marketing & Tech Education	BS
Education	*Career & Technical Education/Instructor	MTE
Education	*Career & Technical Education/Postsecondary Administration	MTE
Education	*Career & Technical Education/Training and Development	MTE
Education	Chemistry Education	BS
Education	Curriculum & Instruction - Administrative	M.Ed.
Education	*Curriculum & Instruction - Reading Specialist Option	M.Ed.
Education	*Curriculum & Instruction - Special Education	M.Ed.
Education	*Curriculum & Instruction - Subject Area	M.Ed.
Education	Early Childhood Education	AAS
Education	Early Childhood Education	BS
Education	Educational Leadership	MS
Education	Elementary Education	BS
Education	English Education	BS
Education	Geography Education	BS
Education	History Education	BS
Education	Mathematics Education	BS
Education	Political Sciences Education	BS
Education	Pre-Teaching Elementary	AA
Education	Pre-Teaching Secondary	AA
Education	Recreation Leadership & Management	BS
Education	Social Studies Elementary Education	BS
Education	Social Studies Secondary Education	BS
Education	Technical Education	BS
Education	Technical Education - Prof. Modularized Teaching Education	BS
English, Literature, and World Languages	English	BA
English, Literature, and World Languages	Journalism & Technical Communication	BS
English, Literature, and World Languages	Liberal Arts	AA
English, Literature, and World Languages	Pre-Technical Communication	AA
English, Literature, and World Languages	Spanish for the Professions	BS
English, Literature, and World Languages	Technical & Professional Communication	BS

FERRIS STATE UNIVERSITY

APPROVED PROGRAM MAJORS

* exception for programs with concentration that were built as an individual degree

COLLEGE OF ARTS AND SCIENCES Continued**

Humanities	Communication Studies	AA
Humanities	Communication Studies	BS
Humanities	History	BA
Humanities	Sports Communication	BS
Mathematics	Actuarial Science	BS
Mathematics	Applied Mathematics	BS
Mathematics	Applied Mathematics/Computer Science	BS
Mathematics	Pre-Engineering	AS
Physical Sciences	Biochemistry	BA
Physical Sciences	Biochemistry	BS
Physical Sciences	Chemistry	BA
Physical Sciences	Chemistry/Pre-Pharmacy	BA
Physical Sciences	Industrial Chemistry	BS
Physical Sciences	Industrial Chemistry Technology	AAS
Physical Sciences	Pre-Pharmacy	AS
Social and Behavioral Sciences	Political Sciences	BS
Social and Behavioral Sciences	Psychology	AA
Social and Behavioral Sciences	Psychology	BS
Social and Behavioral Sciences	Sociology	BA
Social Work	Social Work	AA
Social Work	Social Work	BSW
Social Work	Social Work	MSW

**Effective Fall 2020, the College of Education & Human Services was closed.

Students were split between the College of Arts and Sciences and the College of Business.

FERRIS STATE UNIVERSITY

APPROVED PROGRAM MAJORS

* exception for programs with concentration that were built as an individual degree

COLLEGE OF BUSINESS**

Department	Program	Degree
Accountancy, Finance, & Information Systems	Accountancy	AAS
Accountancy, Finance, & Information Systems	Accountancy	BS
Accountancy, Finance, & Information Systems	Accountancy/Computer Information Systems	BS
Accountancy, Finance, & Information Systems	*Accountancy/Finance	BS
Accountancy, Finance, & Information Systems	Computer Information Systems	AAS
Accountancy, Finance, & Information Systems	Computer Information Systems	BS
Accountancy, Finance, & Information Systems	Computer Information Technology	BS
Accountancy, Finance, & Information Systems	Finance	BS
Accountancy, Finance, & Information Systems	Information Security & Intelligence	AAS
Accountancy, Finance, & Information Systems	Information Security & Intelligence	BS
Accountancy, Finance, & Information Systems	Information Security & Intelligence	MS
Criminal Justice	Criminal Justice Administration	MS
Criminal Justice	*Criminal Justice/Corrections Option	BS
Criminal Justice	*Criminal Justice/Generalist Option	BS
Criminal Justice	*Criminal Justice/Law Enforcement Option	BS
Criminal Justice	Criminal Justice	AA
Digital Media	Digital Animation and Game Design	BAS
Digital Media	Digital Media Software Engineering	BS
Digital Media	Digital Media	AS
Digital Media	Television and Digital Media Production	BS
Management	Business Administration	BS
Management	Business Administration	MBA
Management	*Business Administration with Professional Tracks	BS
Management	Business Administration w/PharmD	MBA
Management	General Business	AAS
Management	Human Resource Management	BS
Management	Operations and Supply Management	BS
Management	Project Management	BS
Management	Risk Management and Insurance	BS
Marketing	Business Data Analytics	BS
Marketing	Graphic Communications	AAS
Marketing	Design	BS
Marketing	Graphic Media Management	BS
Marketing	Healthcare Marketing	BS
Marketing	Marketing	AAS
Marketing	Marketing	BS
Marketing	Public Relations	BS
Sport Entertainment and Hospitality Mgmt	Hospitality Management	BS
Sport Entertainment and Hospitality Mgmt	Music Industry Management	BS
Sport Entertainment and Hospitality Mgmt	PGA Golf Management	BS
Sport Entertainment and Hospitality Mgmt	Professional Tennis Management	BS
Sport Entertainment and Hospitality Mgmt	Restaurant & Food Industry Management	AAS

**Effective Fall 2020, the College of Education & Human Services was closed.

Students were split between the College of Arts and Sciences and the College of Business.

FERRIS STATE UNIVERSITY

APPROVED PROGRAM MAJORS

* exception for programs with concentration that were built as an individual degree

COLLEGE OF ENGINEERING TECHNOLOGY

School	Program	Degree
Automotive and Heavy Equipment	Automotive Engineering Technology	BS
Automotive and Heavy Equipment	Automotive Management	BS
Automotive and Heavy Equipment	Automotive Service Technology	AAS
Automotive and Heavy Equipment	Heavy Equipment Service Engineering Technology	BS
Automotive and Heavy Equipment	Heavy Equipment Technology	AAS
Built Environment	Architectural Technology	AAS
Built Environment	Architecture & Sustainability	BS
Built Environment	Building Construction Technology	AAS
Built Environment	Civil Engineering Technology	AAS
Built Environment	Construction Management	BS
Built Environment	Facility Management	BS
Built Environment	HVACR Engineering Technology and Energy Management	BS
Built Environment	HVACR Technology	AAS
Design and Manufacturing	CAD Drafting & Tool Design Technology	AAS
Design and Manufacturing	Industrial Technology and Management	BAS
Design and Manufacturing	Manufacturing Engineering Technology	BS
Design and Manufacturing	Manufacturing Technology	AAS
Design and Manufacturing	Plastics & Polymer Engineering Technology	AAS
Design and Manufacturing	Plastics Engineering Technology	BS
Design and Manufacturing	Rubber Engineering Technology	BS
Design and Manufacturing	Welding Engineering Technology	BS
Design and Manufacturing	Welding Technology	AAS
Engineering and Computing Technology	Computer Networks & Systems	BS
Engineering and Computing Technology	Electrical/Electronics Engineering Technology	BS
Engineering and Computing Technology	Industrial Electronics Technology	AAS
Engineering and Computing Technology	Mechanical Engineering Technology	BS
Engineering and Computing Technology	Mechanical Engineering Technology	AAS
Engineering and Computing Technology	Product Design Engineering Technology	BS
Engineering and Computing Technology	Surveying Engineering	BS
Engineering and Computing Technology	Surveying Technology	AAS

DEGREES

FERRIS STATE UNIVERSITY

APPROVED PROGRAM MAJORS

* exception for programs with concentration that were built as an individual degree

COLLEGE OF HEALTH PROFESSIONS

Department/School	Program	Degree
Clinical Laboratory, Respiratory, Health Admin	Health Care Systems Administration	BS
Clinical Laboratory, Respiratory, Health Admin	Health Information Management	BS
Clinical Laboratory, Respiratory, Health Admin	Health Information Technology	AAS
Clinical Laboratory, Respiratory, Health Admin	Healthcare Administration	MHA
Clinical Laboratory, Respiratory, Health Admin	Medical Laboratory Technology	AAS
Clinical Laboratory, Respiratory, Health Admin	Medical Laboratory Science	BS
Clinical Laboratory, Respiratory, Health Admin	Molecular Diagnostics	BS
Clinical Laboratory, Respiratory, Health Admin	Public Health	BS
Clinical Laboratory, Respiratory, Health Admin	Public Health	MPH
Clinical Laboratory, Respiratory, Health Admin	Respiratory Care	AA
Clinical Laboratory, Respiratory, Health Admin	Respiratory Therapy	BS
Dental Hygiene & Medical Imaging	Allied Health Science	BS
Dental Hygiene & Medical Imaging	Allied Health Science	AAS
Dental Hygiene & Medical Imaging	Dental Hygiene	BS
Dental Hygiene & Medical Imaging	Dental Hygiene	AAS
Dental Hygiene & Medical Imaging	Diagnostic Medical Sonography	AAS
Dental Hygiene & Medical Imaging	Nuclear Medicine Technology	BS
Dental Hygiene & Medical Imaging	Radiography	AAS
Nursing	Nursing	BSN
Nursing	Nursing RN to BSN	BSN
Nursing	Nursing	MSN
Nursing	Nursing	DNP

COLLEGE OF PHARMACY

Program	Degree
Doctor of Pharmacy	Pharm.D.

COLLEGE OF PROFESSIONAL AND TECHNOLOGICAL STUDIES

Program	Degree
Community College Leadership	EDD

MICHIGAN COLLEGE OF OPTOMETRY

Program	Degree
Doctor of Optometry	OD

FERRIS STATE UNIVERSITY

APPROVED PROGRAM MAJORS

* exception for programs with concentration that were built as an individual degree

KENDALL COLLEGE OF ART AND DESIGN

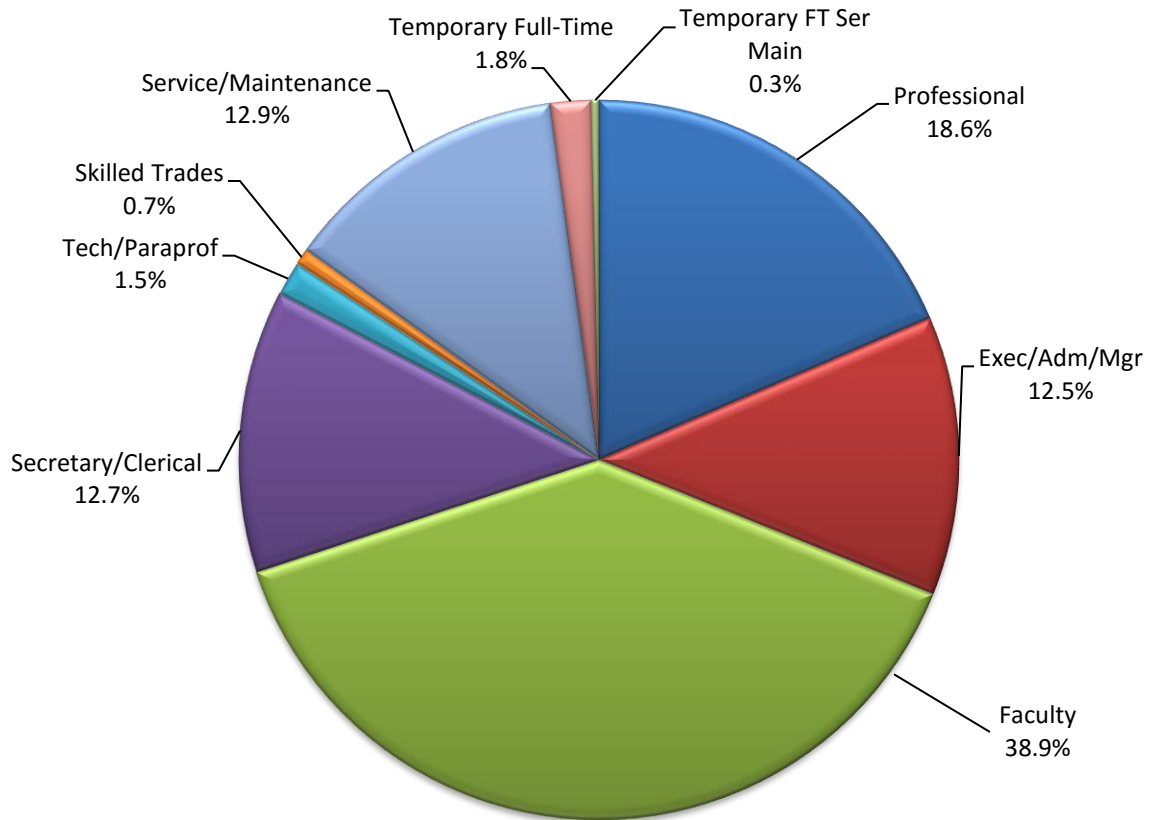
Program	Degree
Art Education	BFA
Collaborative Design	BFA
Digital Media	BFA
Drawing	BFA
Fashion Studies	BFA
Furniture Design	BFA
Graphic Design	BFA
Illustration	BFA
Industrial Design	BFA
Interior Design	BFA
Medical Illustration	BFA
Metals and Jewelry Design	BFA
Painting	BFA
Photography	BFA
Printmaking	BFA
Sculpture and Functional Art	BFA
Art History	BS
Design	MA
Visual and Critical Studies	MA
Architecture	MArch
Art Education	MAE
*Fine Arts/Drawing	MFA
*Fine Arts/Painting	MFA
*Fine Arts/Photography	MFA
*Fine Arts/Printmaking	MFA

Source: Academic Affairs

FACULTY & STAFF

**UNIVERSITY STAFF BY JOB CATEGORY AND GENDER
FALL 2020**

FULL-TIME

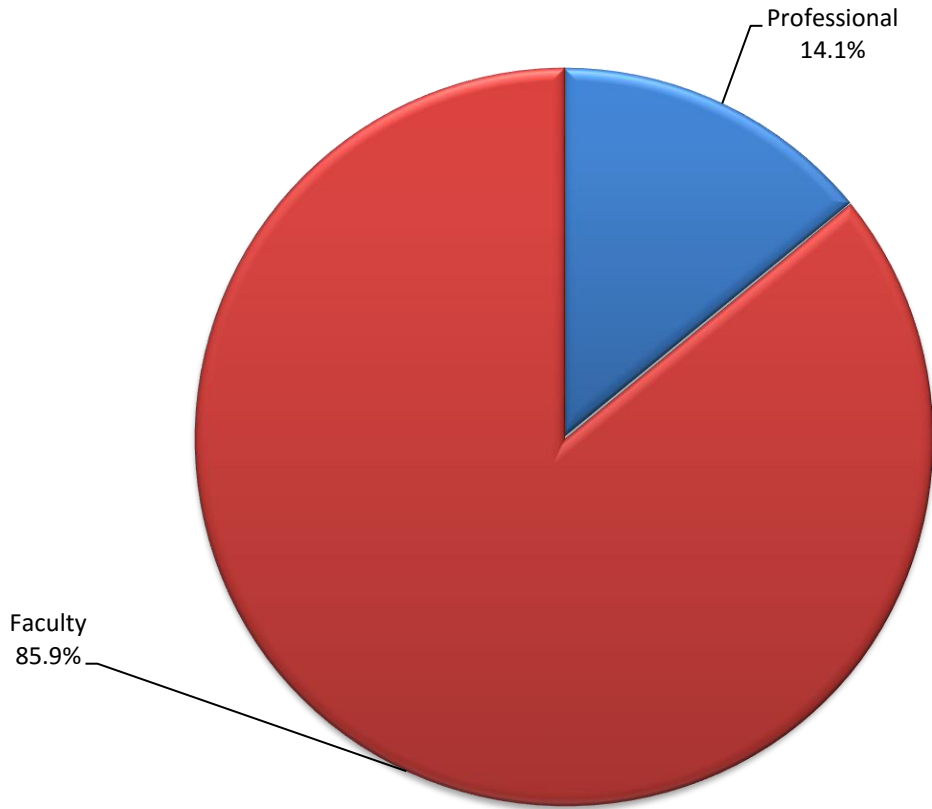


<u>JOB CATEGORY</u>	<u>MALE NUMBER</u>	<u>PERCENT</u>	<u>FEMALE NUMBER</u>	<u>PERCENT</u>	<u>TOTAL NUMBER</u>	<u>PERCENT</u>
Professional	110	47.6%	121	52.4%	231	18.6%
Exec/Adm/Mgr	69	44.2%	87	55.8%	156	12.5%
Faculty	264	54.5%	220	45.5%	484	38.9%
Secretary/Clerical	4	2.5%	154	97.5%	158	12.7%
Tech/Paraprof	9	47.4%	10	52.6%	19	1.5%
Skilled Trades	9	100.0%	0	0.0%	9	0.7%
Service/Maintenance	98	60.9%	63	39.1%	161	12.9%
Temporary Full-Time	9	39.1%	14	60.9%	23	1.8%
Temporary FT Ser Main	3	75.0%	1	25.0%	4	0.3%
TOTAL	575	46.2%	670	53.8%	1,245	100.0%

Source: Office of Human Resource Development

**UNIVERSITY STAFF BY JOB CATEGORY AND GENDER
FALL 2020**

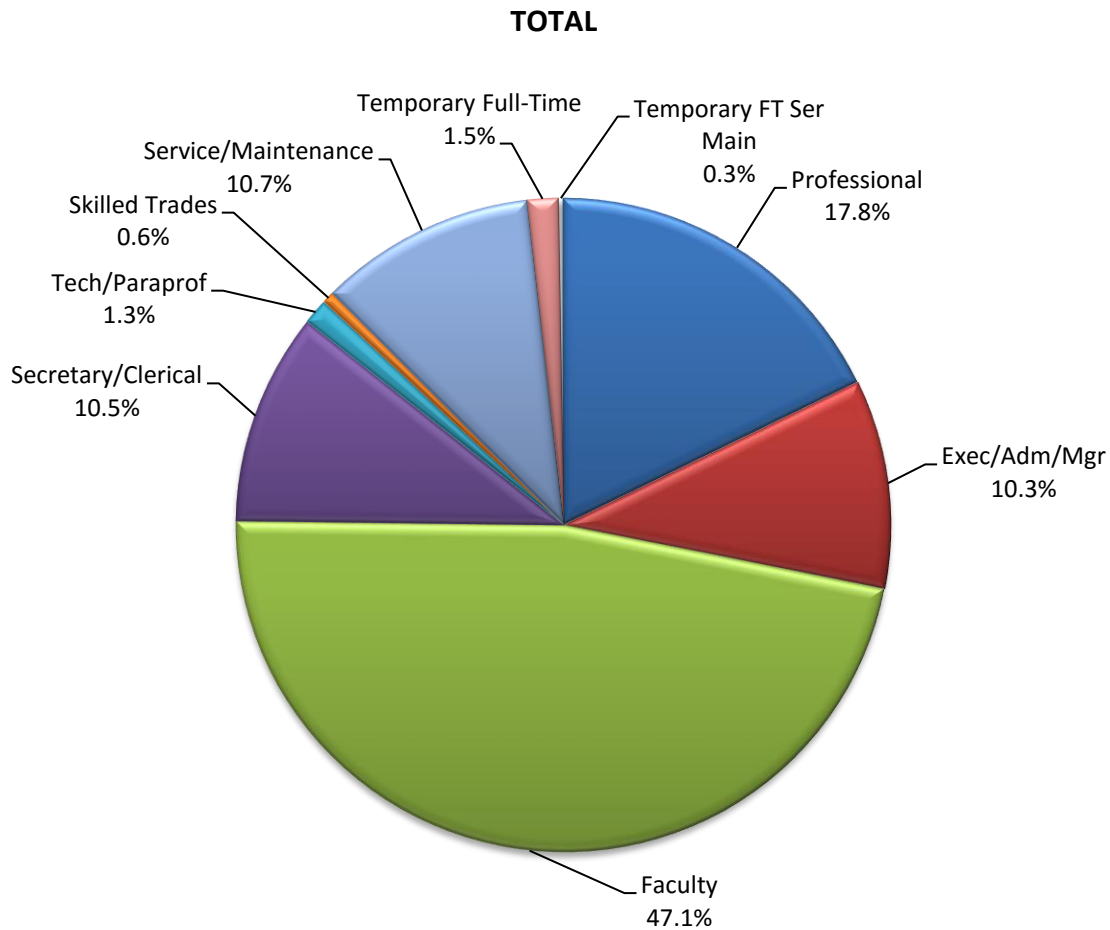
PART-TIME



<u>JOB CATEGORY</u>	<u>MALE NUMBER</u>	<u>PERCENT</u>	<u>FEMALE NUMBER</u>	<u>PERCENT</u>	<u>TOTAL NUMBER</u>	<u>PERCENT</u>
Professional	0	0.0%	37	100.0%	37	14.1%
Faculty	112	49.6%	114	50.4%	226	85.9%
TOTAL	112	42.6%	151	57.4%	263	100.0%

Source: Office of Human Resource Development

**UNIVERSITY STAFF BY JOB CATEGORY AND GENDER
FALL 2020**



<u>JOB CATEGORY</u>	<u>MALE NUMBER</u>	<u>PERCENT</u>	<u>FEMALE NUMBER</u>	<u>PERCENT</u>	<u>TOTAL NUMBER</u>	<u>PERCENT</u>
Professional	110	41.0%	158	59.0%	268	17.8%
Exec/Adm/Mgr	69	44.2%	87	55.8%	156	10.3%
Faculty	376	53.0%	334	47.0%	710	47.1%
Secretary/Clerical	4	2.5%	154	97.5%	158	10.5%
Tech/Paraprof	9	47.4%	10	52.6%	19	1.3%
Skilled Trades	9	100.0%	0	0.0%	9	0.6%
Service/Maintenance	98	60.9%	63	39.1%	161	10.7%
Temporary Full-Time	9	39.1%	14	60.9%	23	1.5%
Temporary FT Ser Main	3	75.0%	1	25.0%	4	0.3%
TOTAL	687	45.6%	821	54.4%	1,508	100.0%

Source: Office of Human Resource Development

FALL FACULTY AND STAFF BY RACE/ETHNICITY AND GENDER

FULL-TIME & PART-TIME EMPLOYEES - 11/1/2020

	<u>FEMALE</u>	<u>MALE</u>	<u>TOTAL</u>
AMERICAN INDIAN OR ALASKAN NATIVE	1	2	3
ASIAN	13	14	27
BLACK OR AFRICAN AMERICAN	15	18	33
HISPANIC OR LATINO	13	10	23
INTERNATIONAL	3	7	10
NATIVE HAWAIIAN OR PACIFIC ISLANDER	1	1	2
TWO OR MORE RACES	3	7	10
WHITE	747	613	1,360
UNREPORTED	25	15	40
TOTAL	821	687	1,508

The following definitions are used in determining racial/ethnic designations:

American Indian or Alaskan Native:

A person having origins in any of the original peoples of North and South America (including Central America), and who maintains cultural identification through tribal affiliation or community attachment.

Asian:

A person having origins in any of the original peoples of the Far East, Southeast Asia, or the Indian Subcontinent including, for example, Cambodia, China, India, Japan, Korea, Malaysia, Pakistan, the Philippine Islands, Thailand, and Vietnam.

Black or African American:

A person having origins in any of the black racial groups of Africa.

Hispanic or Latino:

A person of Cuban, Mexican, Puerto Rican, Central or South American, or other Spanish culture or origin, regardless of race.

International:

A person who is not a citizen of the United States, and who is in this country on a temporary basis and does not have a right to remain indefinitely. (Prior to 2015, International Counts were reflected in the actual race/ethnicity, to keep consistent with State/Federal reporting the counts are now reflected in "International").

Native Hawaiian or Pacific Islander:

A person having origins in any of the original peoples of Hawaii, Guam, Samoa, or other Pacific Island.

White:

A person having origins in any of the original peoples of Europe, the Middle East, or North Africa.

Source: Office of Human Resource Development

FALL STUDENT EMPLOYEE BY RACE/ETHNICITY AND GENDER

PART-TIME STUDENT EMPLOYEES - 11/1/2020

	<u>FEMALE</u>	<u>MALE</u>	<u>TOTAL</u>
AMERICAN INDIAN OR ALASKAN NATIVE	1	2	3
ASIAN	13	14	27
BLACK OR AFRICAN AMERICAN	15	18	33
HISPANIC OR LATINO	16	10	26
INTERNATIONAL	3	9	12
NATIVE HAWAIIAN OR PACIFIC ISLANDER	1	1	2
TWO OR MORE RACES	4	10	14
WHITE	747	619	1,366
UNREPORTED	49	38	87
TOTAL*	849	721	1,570

The following definitions are used in determining racial/ethnic designations:

American Indian or Alaskan Native:

A person having origins in any of the original peoples of North and South America (including Central America), and who maintains cultural identification through tribal affiliation or community attachment.

Asian:

A person having origins in any of the original peoples of the Far East, Southeast Asia, or the Indian Subcontinent including, for example, Cambodia, China, India, Japan, Korea, Malaysia, Pakistan, the Philippine Islands, Thailand, and Vietnam.

Black or African American:

A person having origins in any of the black racial groups of Africa.

Hispanic or Latino:

A person of Cuban, Mexican, Puerto Rican, Central or South American, or other Spanish culture or origin, regardless of race.

International:

A person who is not a citizen of the United States, and who is in this country on a temporary basis and does not have a right to remain indefinitely. (Prior to 2015, International Counts were reflected in the actual race/ethnicity, to keep consistent with State/Federal reporting the counts are now reflected in "International").

Native Hawaiian or Pacific Islander:

A person having origins in any of the original peoples of Hawaii, Guam, Samoa, or other Pacific Island.

White:

A person having origins in any of the original peoples of Europe, the Middle East, or North Africa.

*Due to COVID-19, our student employment is down.

Source: Office of Student Employment

DISTINGUISHED TEACHER AWARD

The Ferris State University Academic Senate oversees the selection of the Distinguished Teacher Awards. Teachers receiving this award have been nominated by their peers based on the following criteria: teaching excellence; participation in professional development activities; interest in students outside the classroom/laboratory; and exhibiting distinction as a member of the university community.

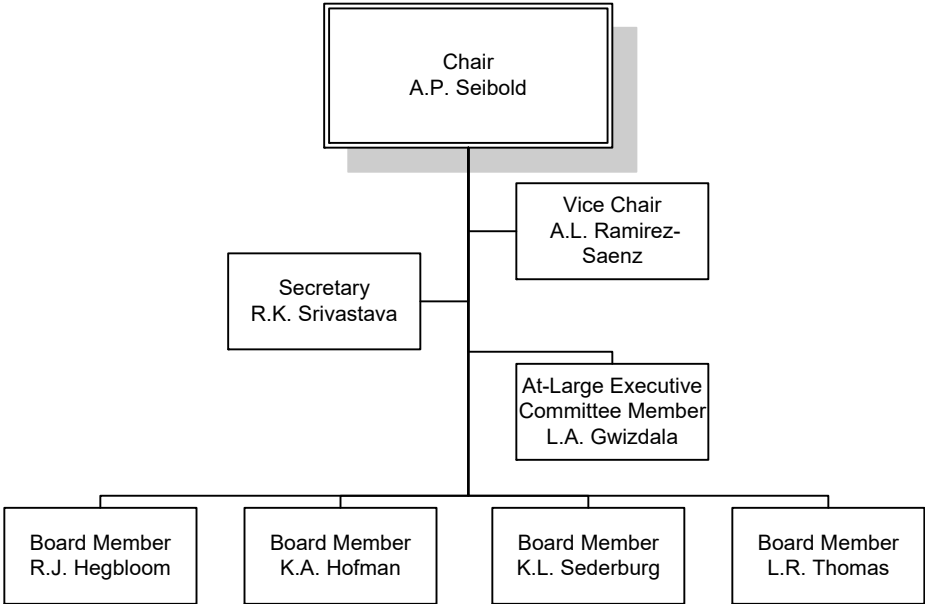
YEAR	RECIPIENT	COLLEGE	YEAR	RECIPIENT	COLLEGE
1974	Roger F. Kennedy	Technology	1996	Michael Keating	Optometry
1975	Everett J. Nienhouse	Arts & Sciences	1996	Caroline Stern	Arts & Sciences
1976	Barbara Sengelaub	Allied Health	1997	J. Randall Vance	Optometry
1977	Max T. Yeley	Technology	1998	Walt Hoeksema	Arts & Sciences
1978	Richard L. Shaw	Technology	1998	Mitchell LeClaire	Technology
1979	Joseph J. Mitala	Pharmacy	1999	Maryanne Heidemann	Arts & Sciences
1980	Sidney P. Sytsma	Business	1999	James (Ted) Walker	Arts & Sciences
1981	Richard A. Santer	Arts & Sciences	2000	Daniel E. Noren	Arts & Sciences
1982	Michael D. Ells	Allied Health	2000	Richard J. Pisacreta	Arts & Sciences
1982	Neill H. Nutter	Arts & Sciences	2001	Abdollah Ferdowsi	Business
1983	Herbert L. Carson	Arts & Sciences	2001	J. Randall Groves	Arts & Sciences
1984	Robert E. Friar	Arts & Sciences	2002	Sheila Squicciarini	Allied Health Sciences
1984	Newell H. Johnson	Technology	2003	David Aiken	Arts & Sciences
1985	Julia H. Bonkowski	Allied Health	2003	David Hanna	Technology
1985	James P. Lehnert	Arts & Sciences	2003	Phillip Middleton	Arts & Sciences
1986	Ada Lou Carson	Arts & Sciences	2004	David Pilgrim	Arts & Sciences
1987	Michael C. Cooper	Business	2005	Robert McCullough	Arts & Sciences
1987	Rose Ann Swartz	Business	2005	Fred Heck	Arts & Sciences
1988	Robert C. Ferguson	Arts & Sciences	2006	Pasquale Di Raddo	Arts & Sciences
1988	Garth S. McHattie	Education	2007	Mary Murnik	Arts & Sciences
1989	Mark A. Curtis	Technology	2008	Khagendra Thapa	Technology
1989	James D. Maas	Business	2009	Daniel Adsmond	Arts & Sciences
1990	Marilyn Keigley	Business	2010	Richard Goosen	Engineering Technology
1990	Christine Towner	Allied Health	2011	Greg Gogolin	Business
1991	Roxanne M. Cullen	Arts & Sciences	2012	Clifton V. Franklund	Arts & Sciences
1991	Gary C. Horn	Arts & Sciences	2013	Avesh Raghunandan	Optometry
1992	Bruce L. Beetley	Arts & Sciences	2014	Gary Huey	Arts & Sciences
1992	John H. Landis	Allied Health Sciences	2014	Jennifer Johnson	Arts & Sciences
1993	Doug Fonner	Arts & Sciences	2015	Not Awarded	
1993	Terry Nerbonne	Education	2016	Sharon Colley	Health Professions
1994	Fred Lovgren	Business	2017	John Scott Gray	Arts & Sciences
1994	Edward Stuart	Technology	2018	Deborah Rockman	Kendall
1995	Maude Bigford	Arts & Sciences	2019	Tracy Busch	Arts & Sciences
1995	Judy Schottle	Allied Health Sciences	2020	Lori A. Faulkner	Kendall

Source: Academic Senate

ORGANIZATIONAL CHARTS

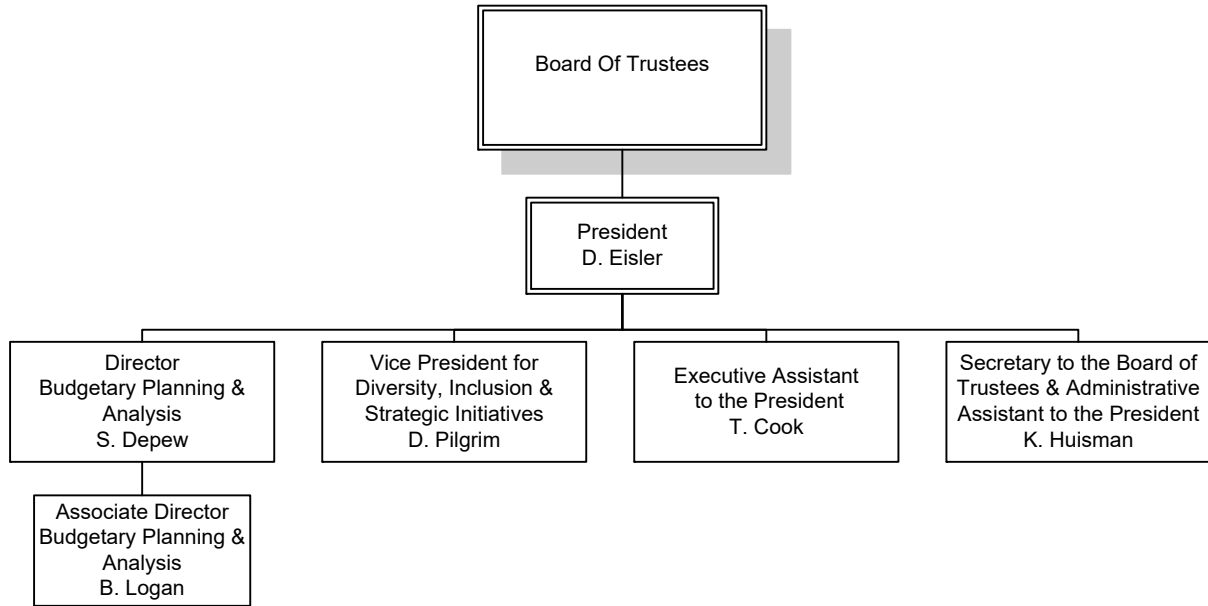
FERRIS STATE UNIVERSITY

BOARD OF TRUSTEES



FERRIS STATE UNIVERSITY

EXECUTIVE DIVISION



FERRIS STATE UNIVERSITY

PRESIDENT'S COUNCIL

Board Of Trustees

President
D. Eisler

Provost &
Vice President
Academic Affairs
B. Fleischman

Vice President
Administration &
Finance
J. Bachmeier

Vice President for
Diversity, Inclusion
& Strategic
Initiatives
D. Pilgrim

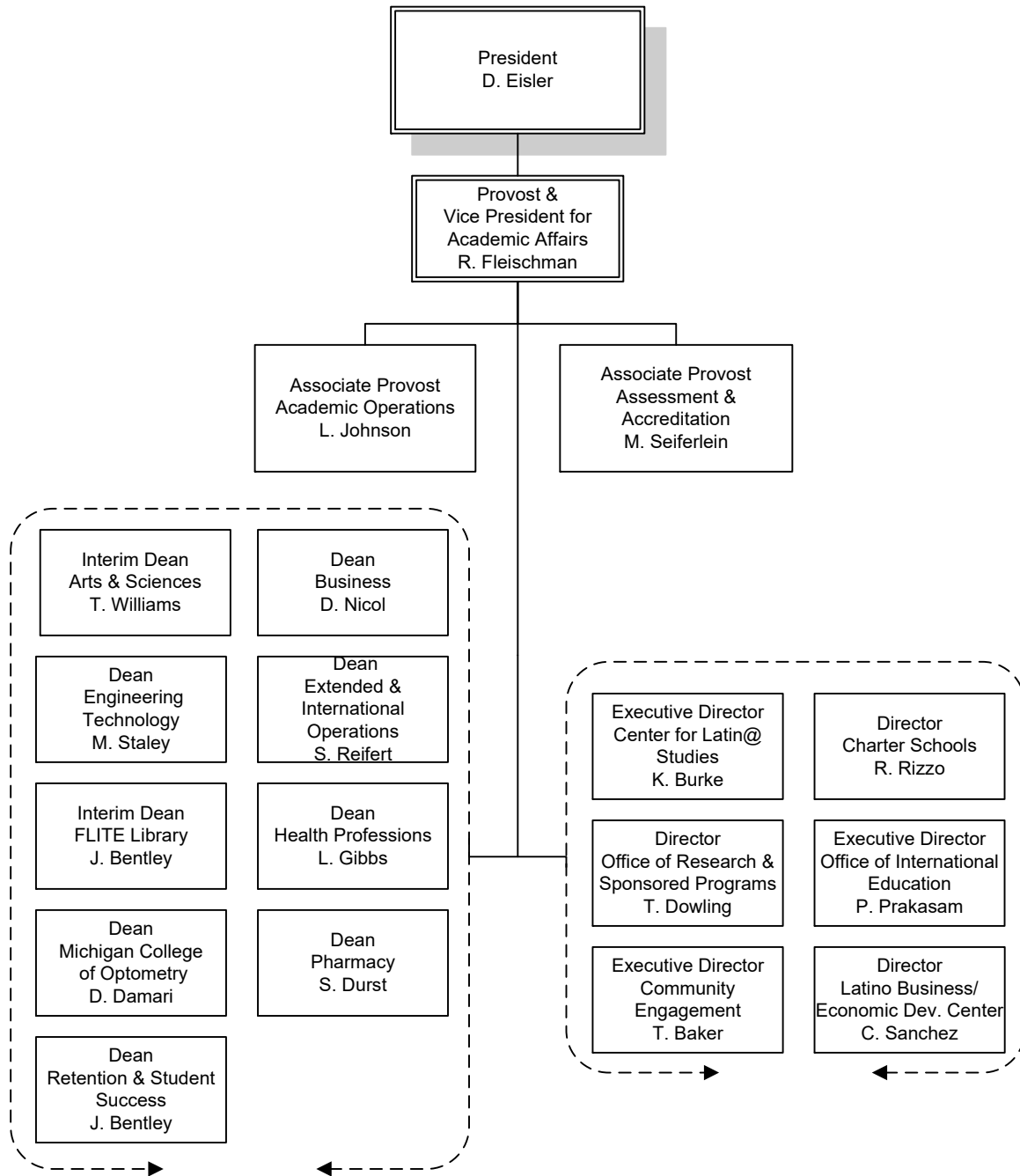
General Counsel &
Vice President
M. Postema

Int. President
Kendall College &
VP of Ferris
T. McCrackin

Vice President
Student Affairs
J. Ward-Roof

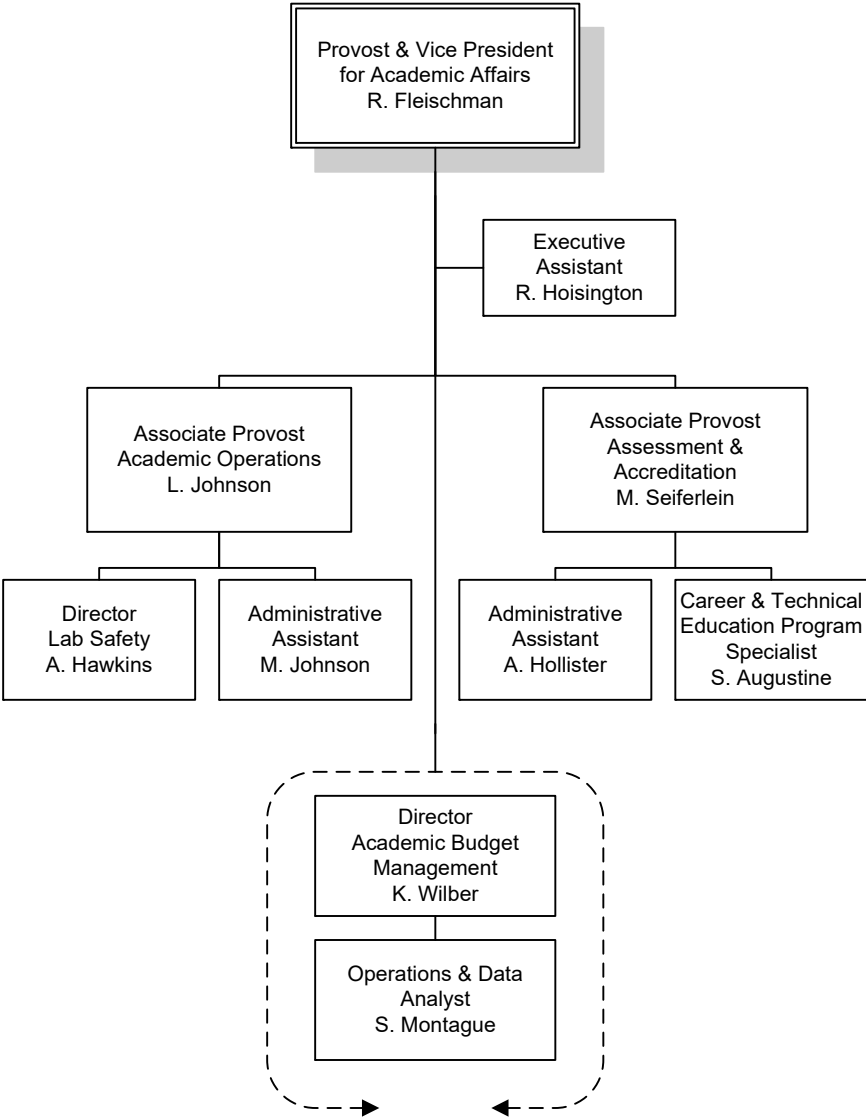
Vice President
University
Advancement &
Marketing
S. Pearcy

FERRIS STATE UNIVERSITY ACADEMIC AFFAIRS DIVISION



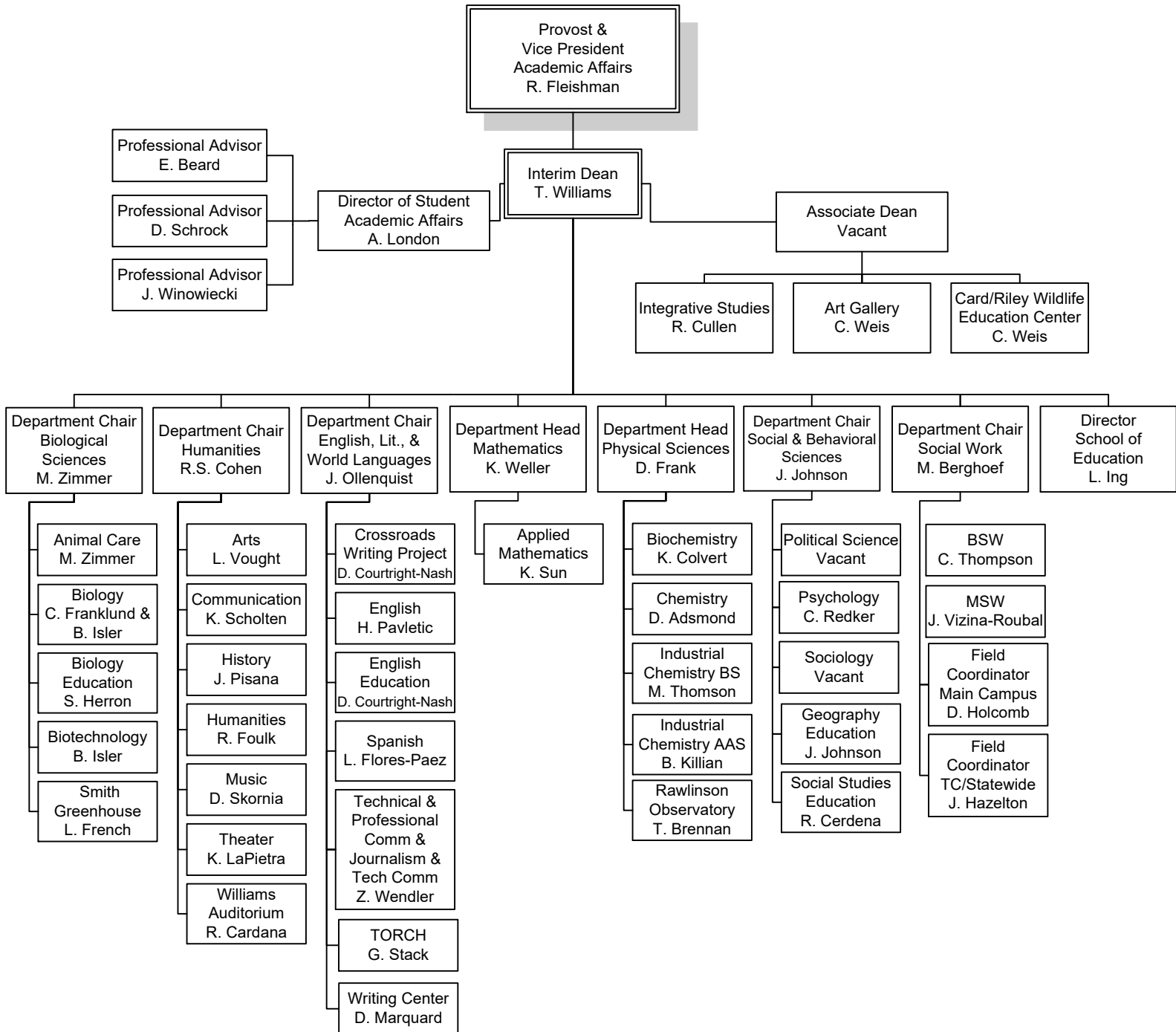
FERRIS STATE UNIVERSITY
ACADEMIC AFFAIRS DIVISION

OFFICE OF ACADEMIC AFFAIRS



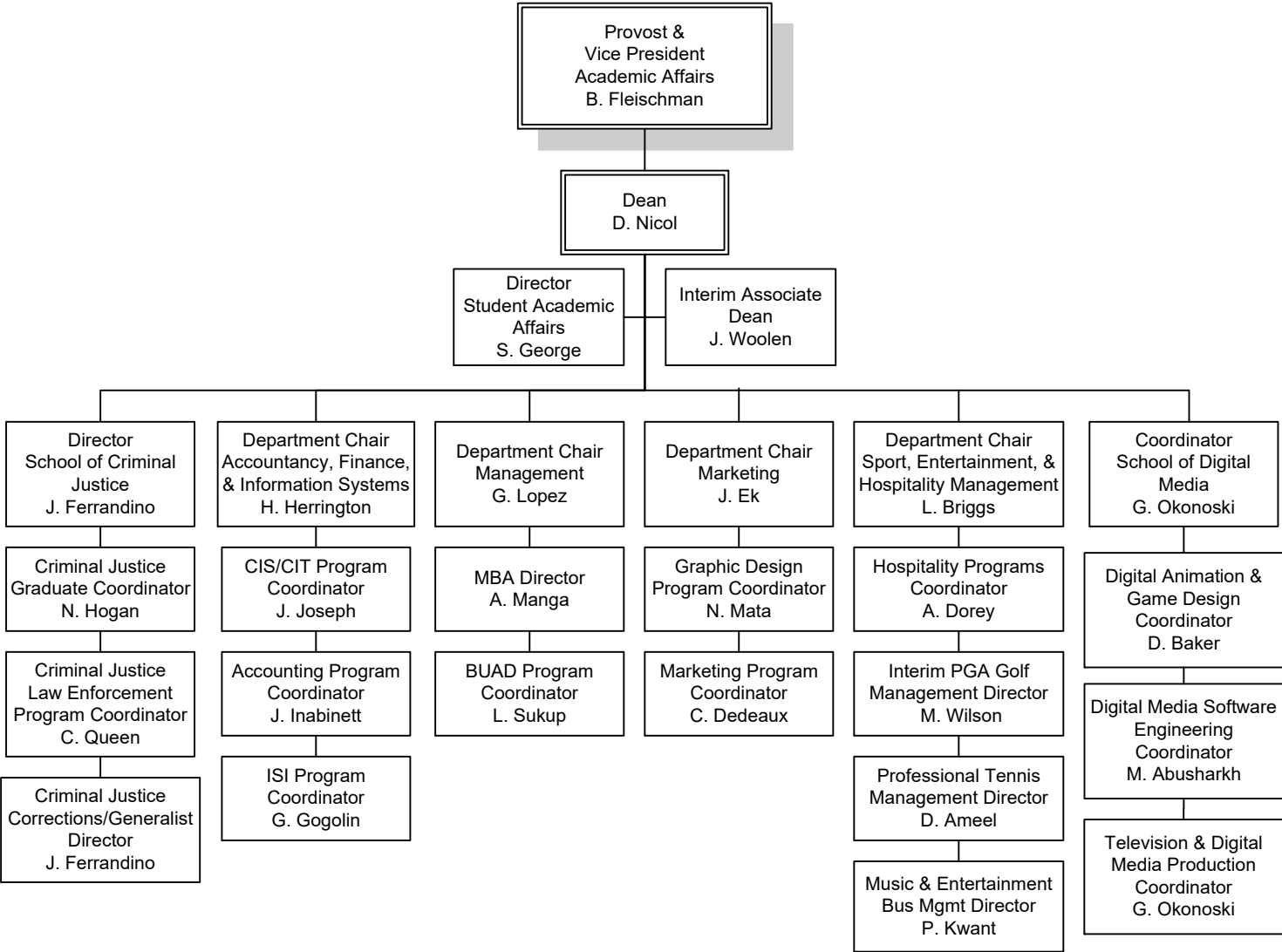
FERRIS STATE UNIVERSITY
ACADEMIC AFFAIRS DIVISION

COLLEGE OF ARTS & SCIENCES



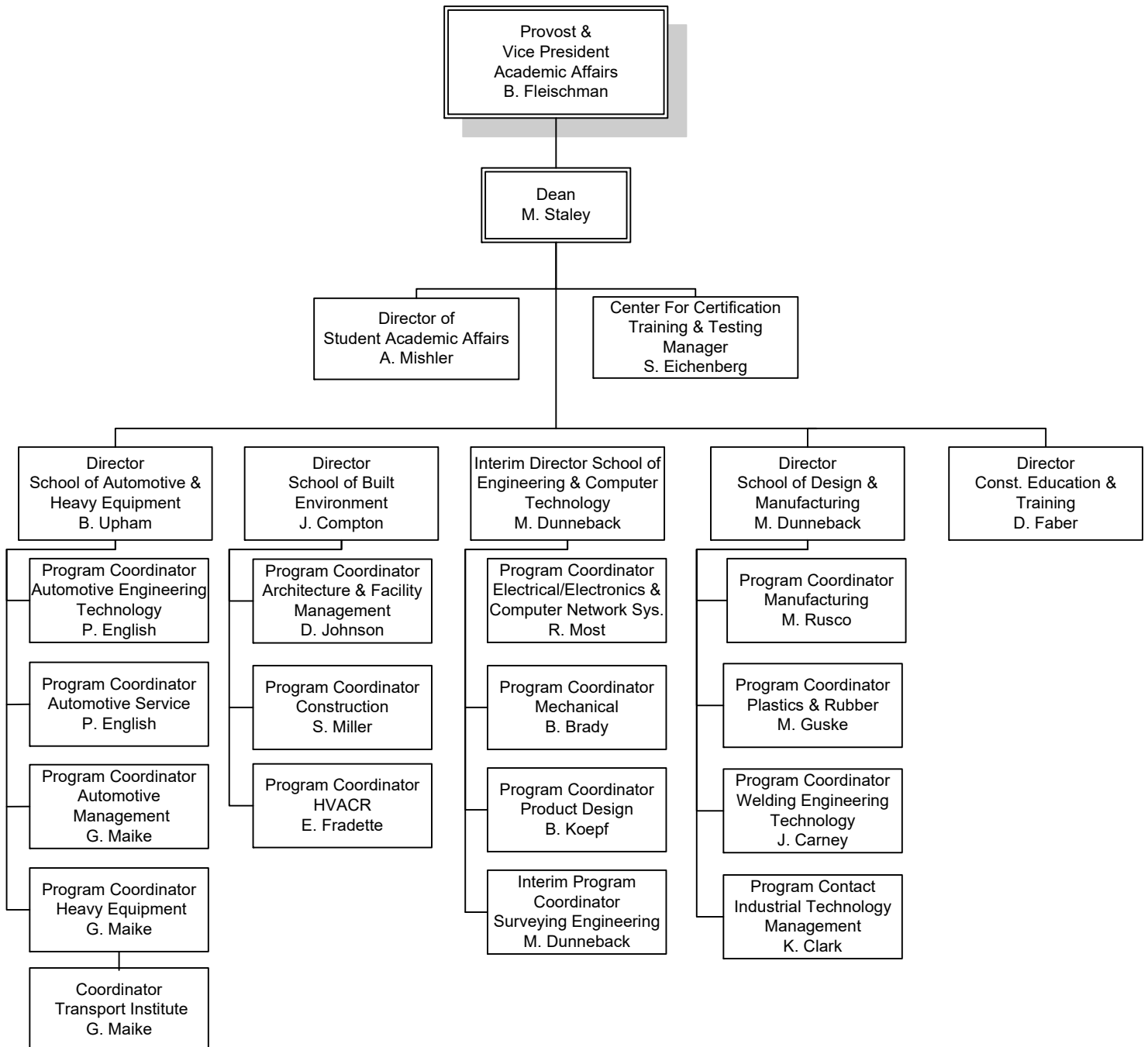
FERRIS STATE UNIVERSITY
ACADEMIC AFFAIRS DIVISION

COLLEGE OF BUSINESS



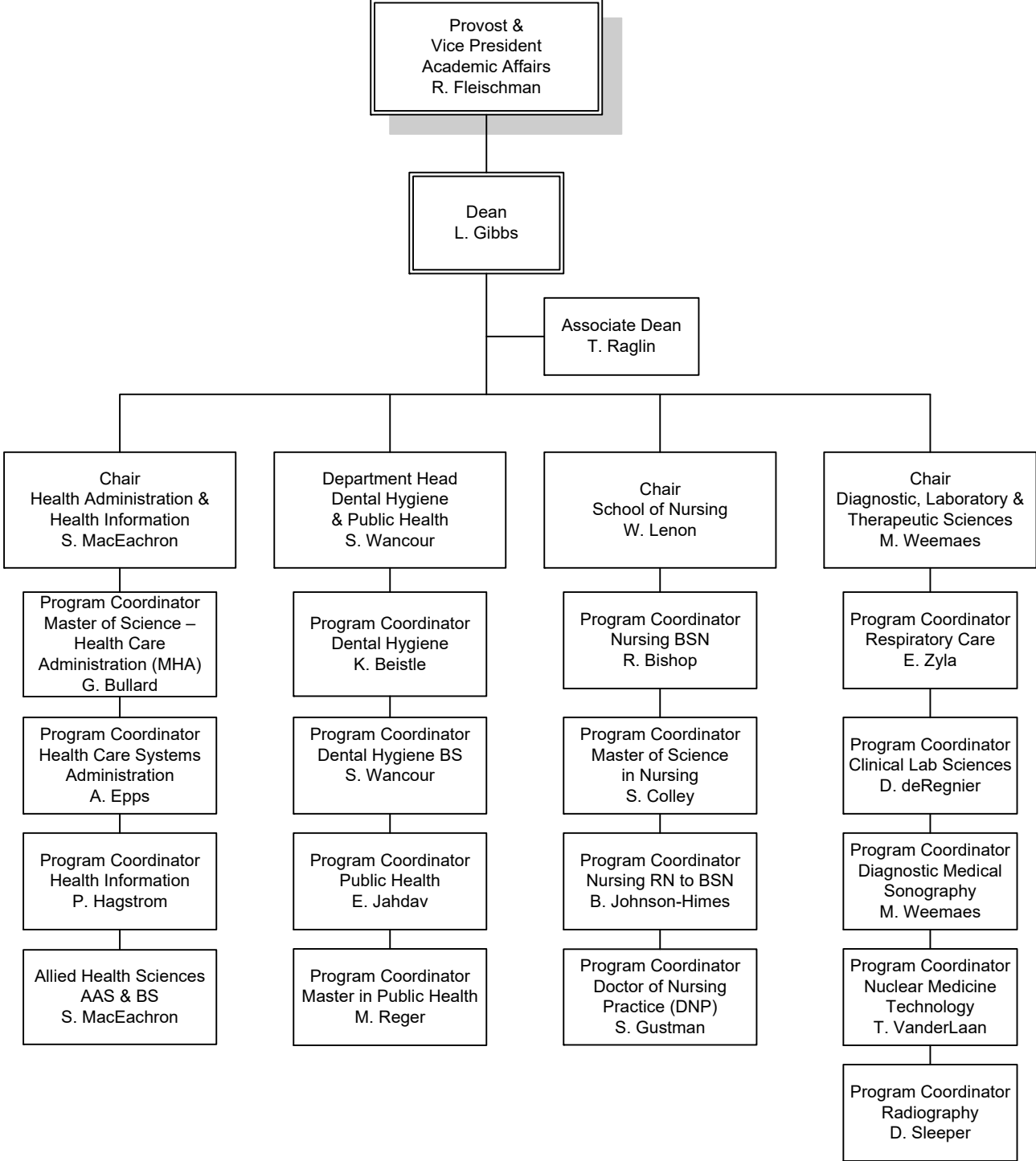
FERRIS STATE UNIVERSITY
ACADEMIC AFFAIRS DIVISION

COLLEGE OF ENGINEERING TECHNOLOGY



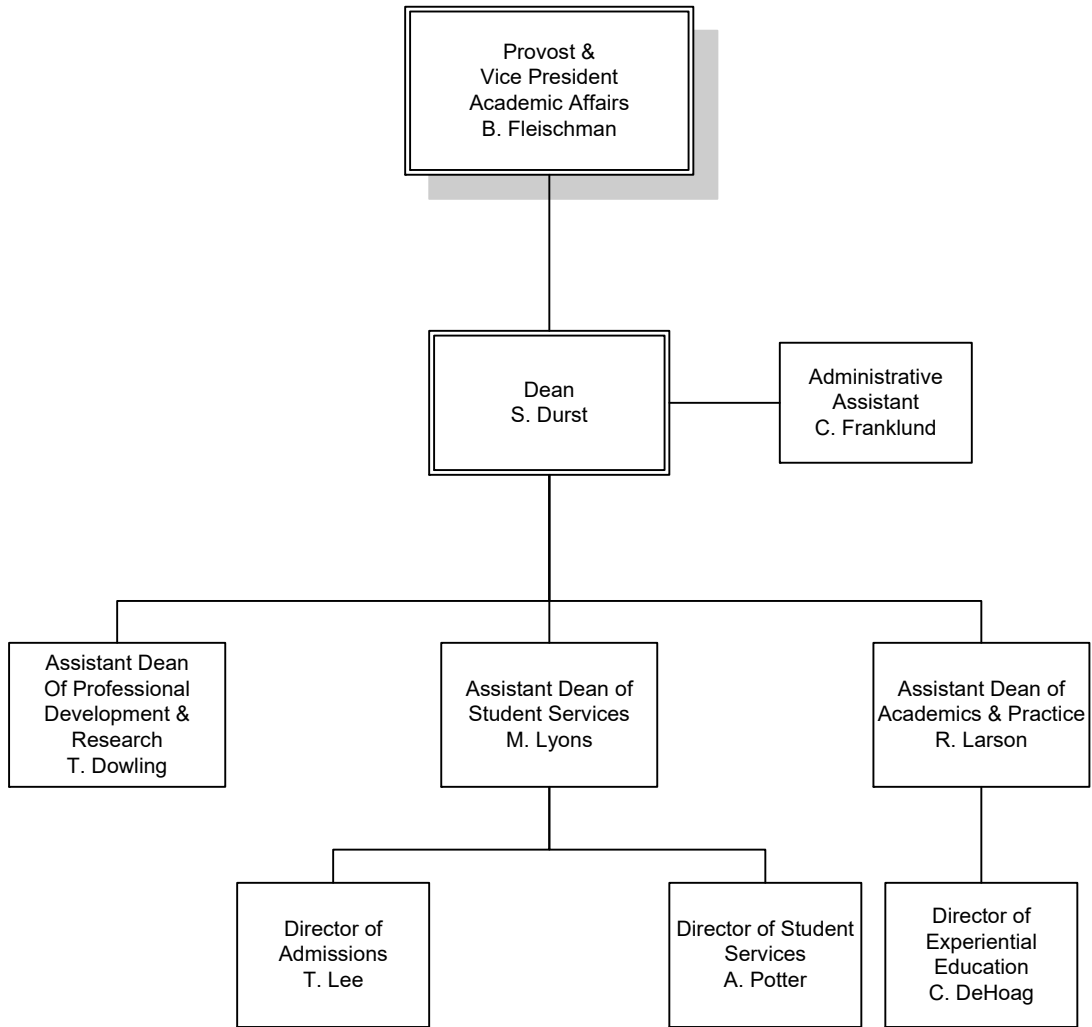
FERRIS STATE UNIVERSITY
ACADEMIC AFFAIRS DIVISION

COLLEGE OF HEALTH PROFESSIONS

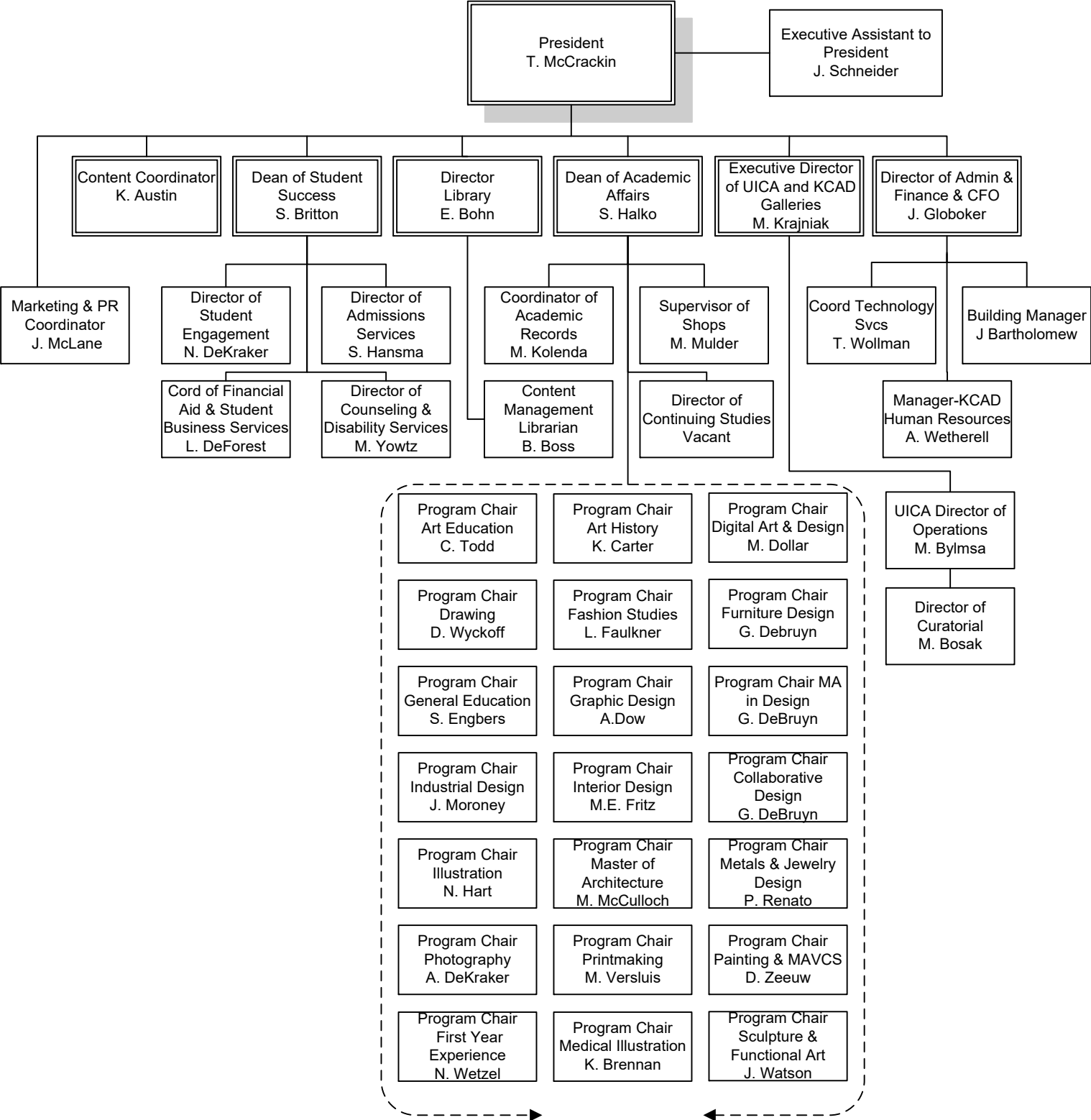


FERRIS STATE UNIVERSITY
ACADEMIC AFFAIRS DIVISION

COLLEGE OF PHARMACY

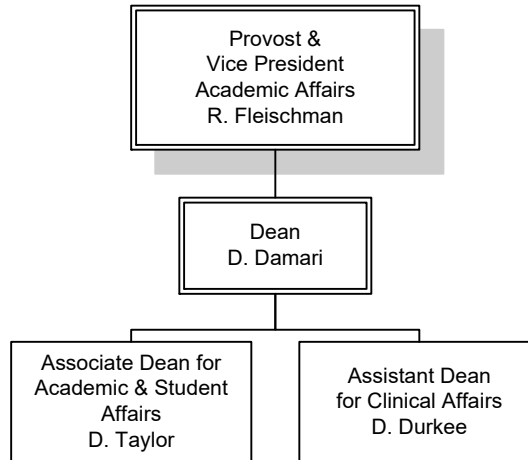


FERRIS STATE UNIVERSITY
KENDALL COLLEGE OF ART & DESIGN



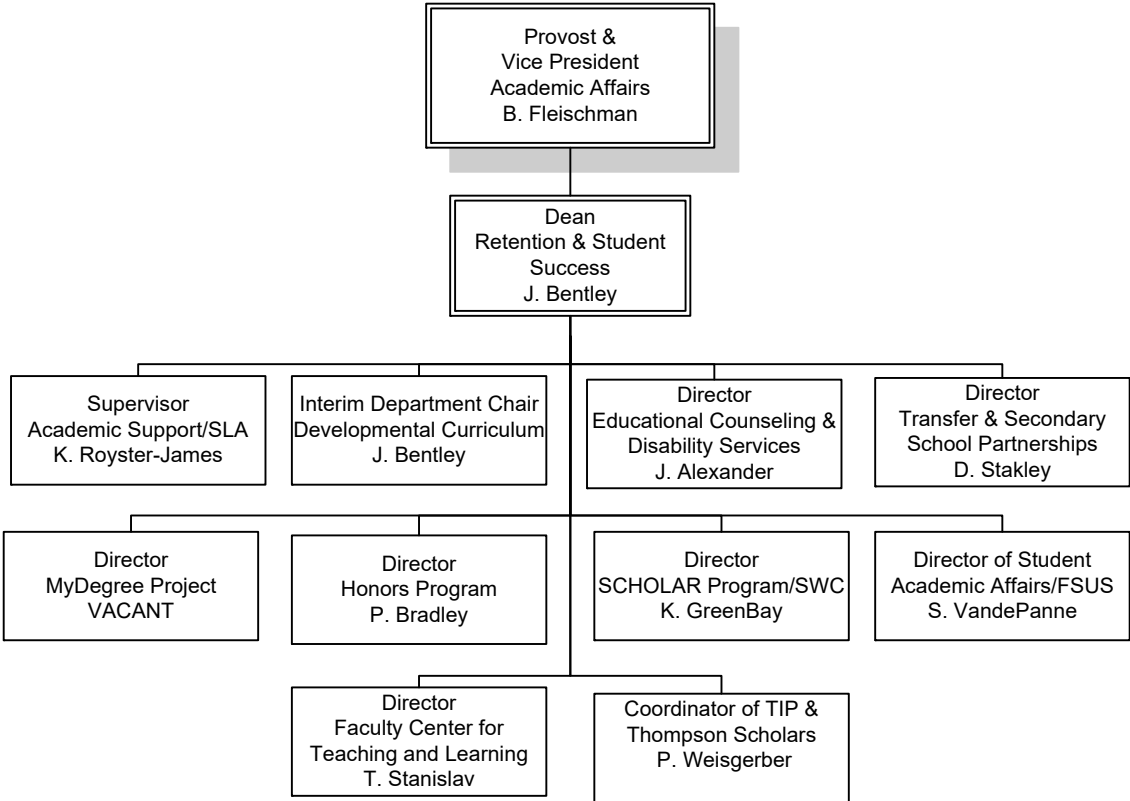
FERRIS STATE UNIVERSITY
ACADEMIC AFFAIRS DIVISION

MICHIGAN COLLEGE OF OPTOMETRY AT FERRIS STATE UNIVERSITY



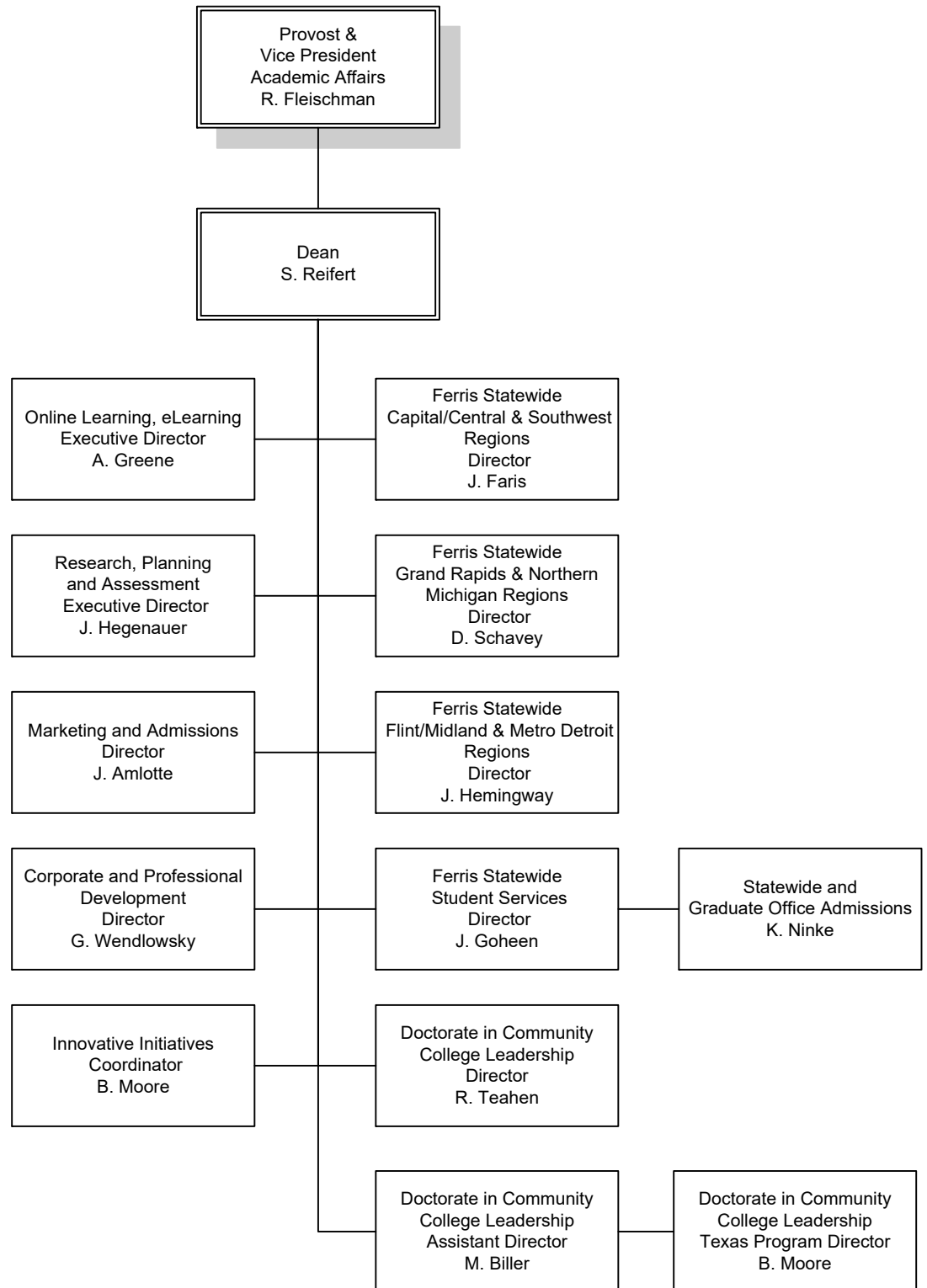
FERRIS STATE UNIVERSITY
ACADEMIC AFFAIRS DIVISION

RETENTION & STUDENT SUCCESS



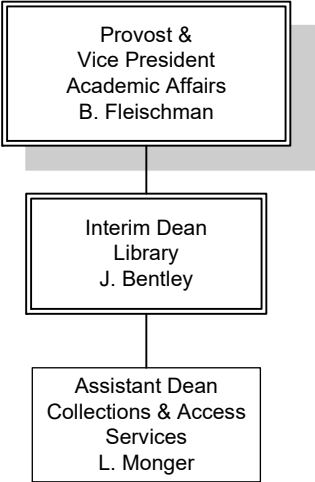
FERRIS STATE UNIVERSITY
ACADEMIC AFFAIRS DIVISION

EXTENDED & INTERNATIONAL OPERATIONS



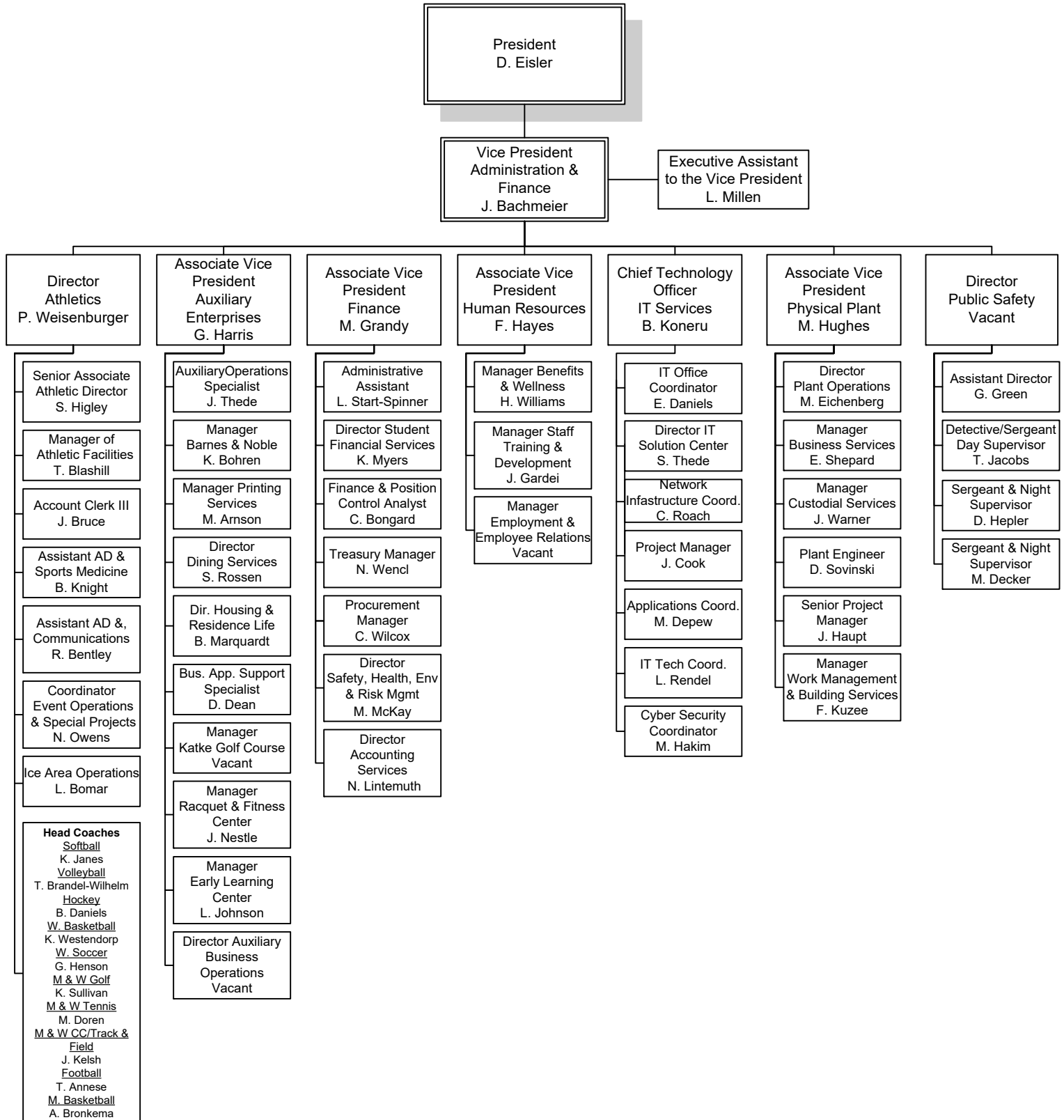
FERRIS STATE UNIVERSITY
ACADEMIC AFFAIRS DIVISION

LIBRARY



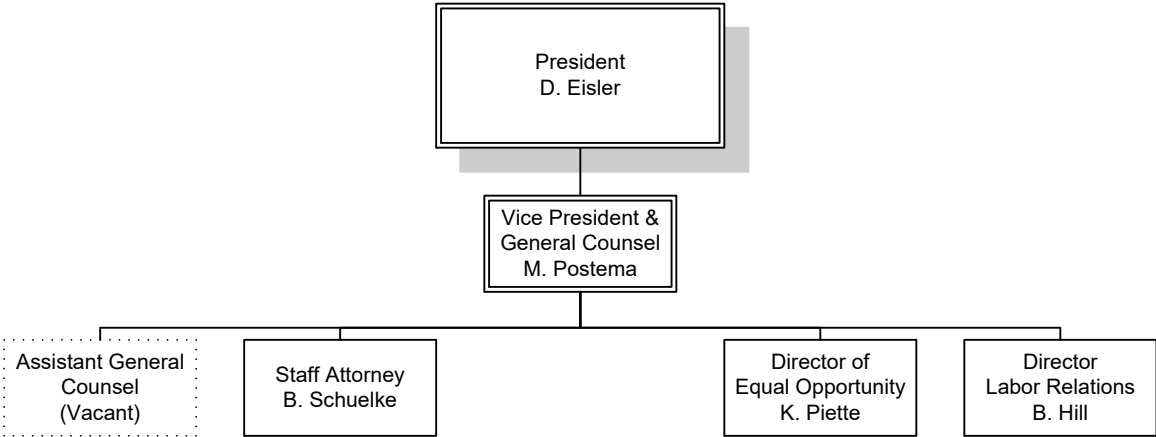
FERRIS STATE UNIVERSITY

ADMINISTRATION & FINANCE DIVISION

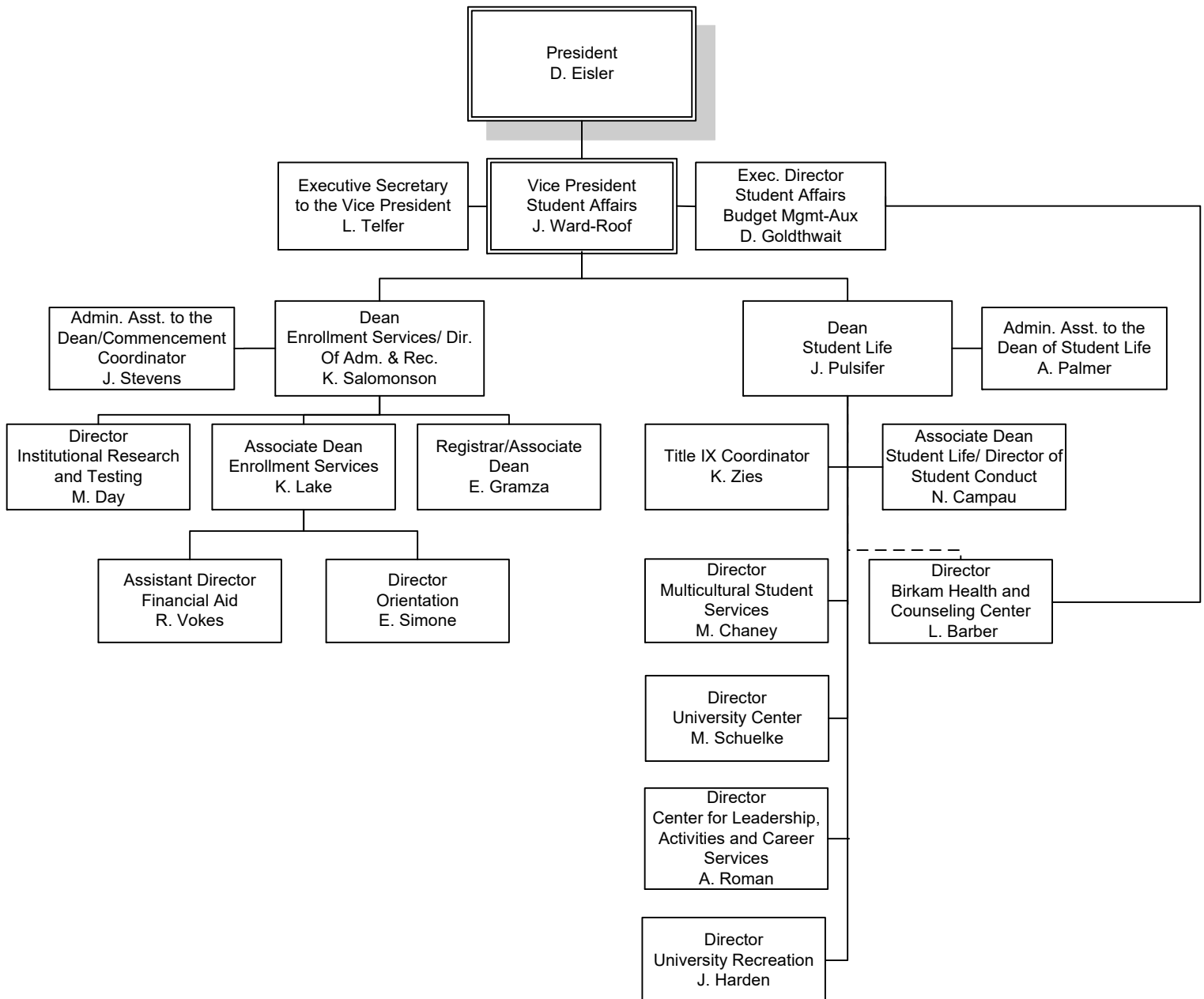


FERRIS STATE UNIVERSITY

OFFICE OF THE VICE PRESIDENT & GENERAL COUNSEL

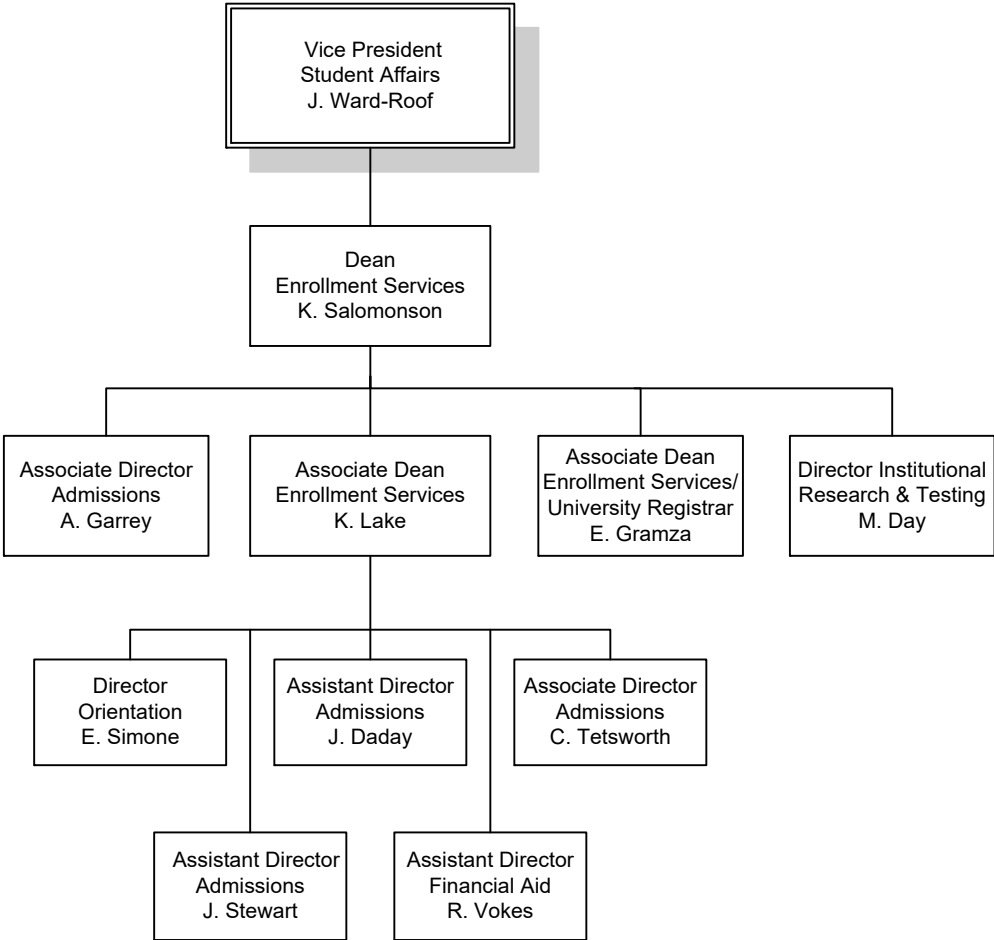


FERRIS STATE UNIVERSITY STUDENT AFFAIRS DIVISION



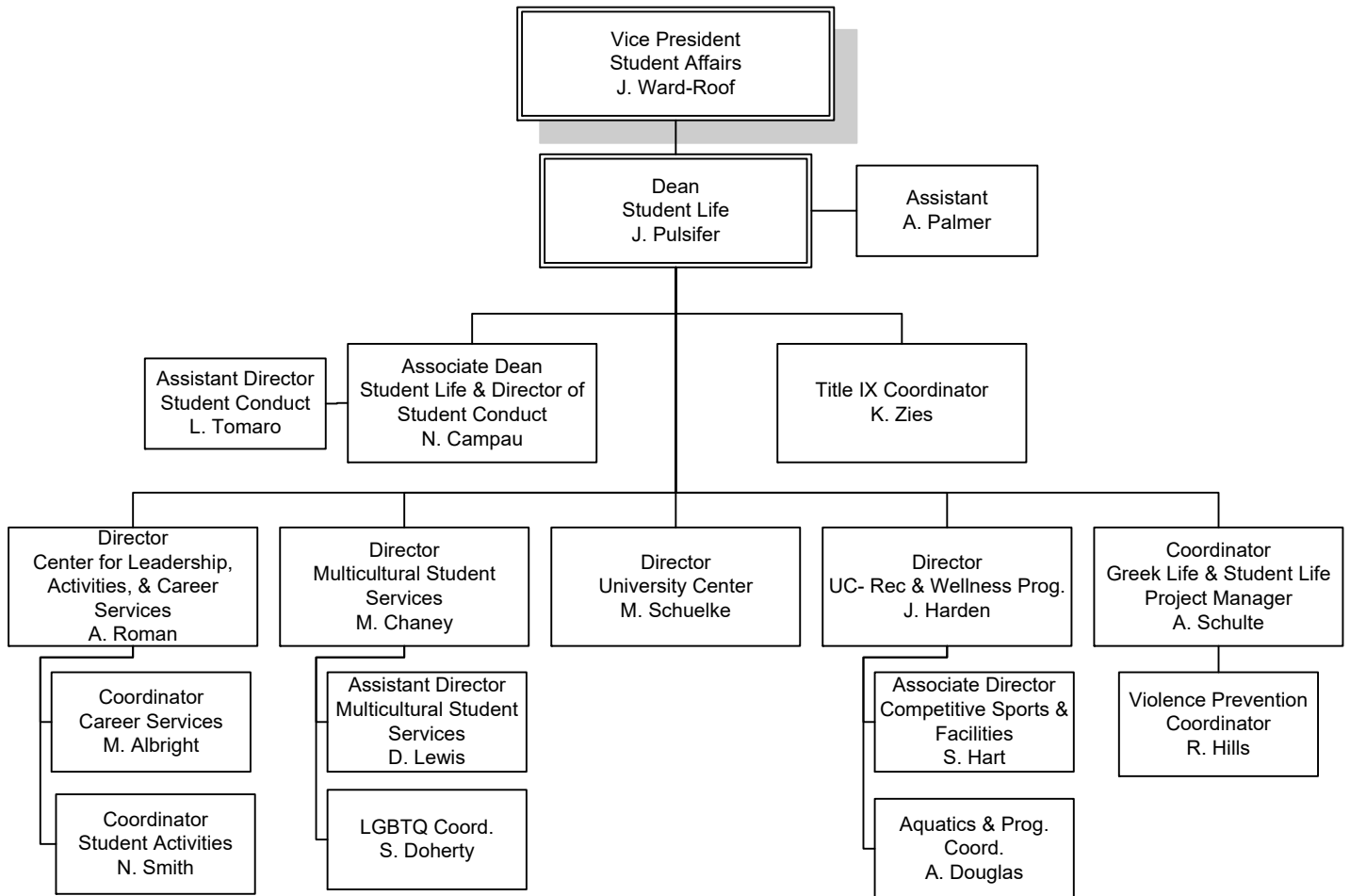
FERRIS STATE UNIVERSITY
STUDENT AFFAIRS DIVISION

ENROLLMENT SERVICES



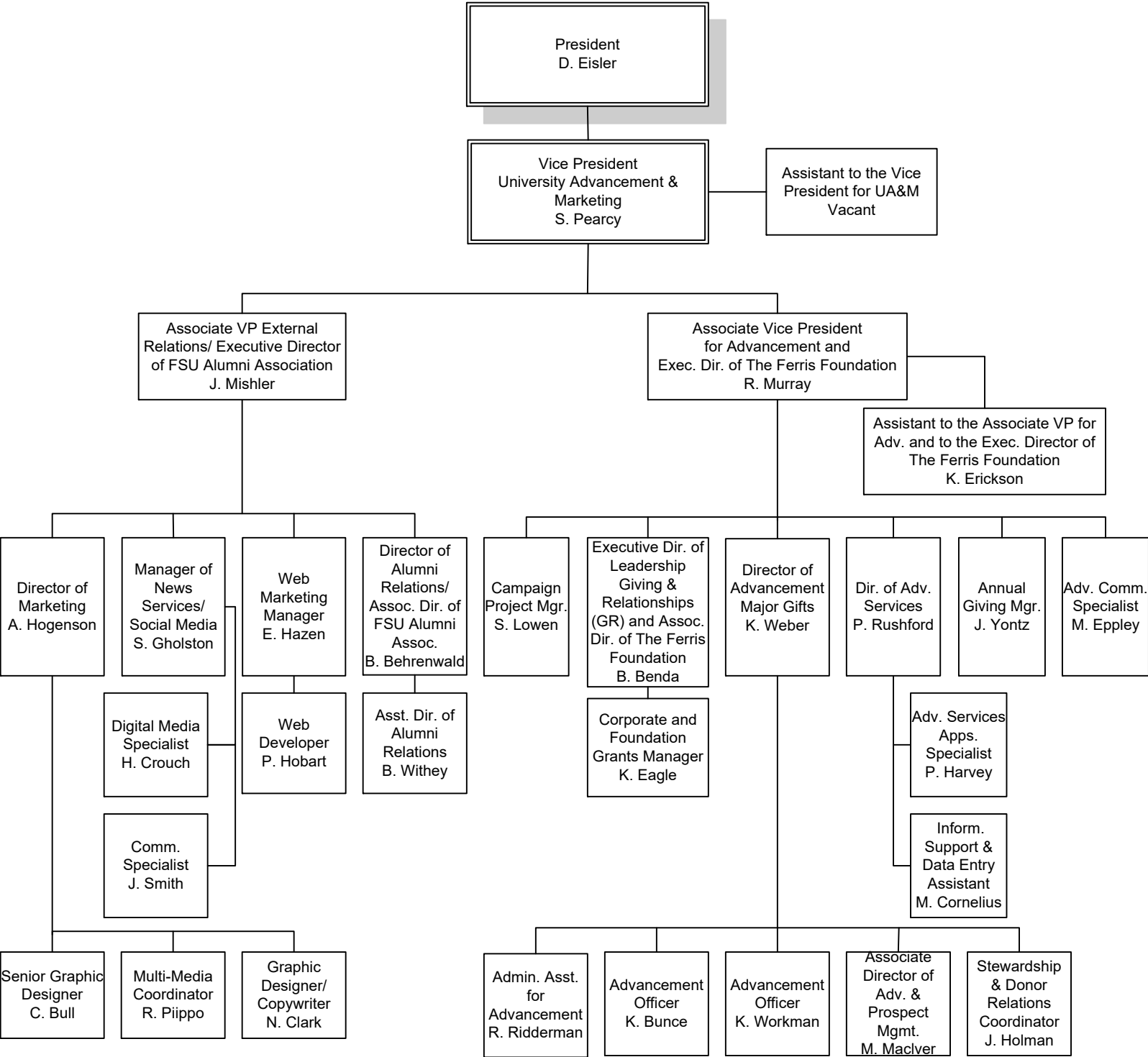
FERRIS STATE UNIVERSITY
STUDENT AFFAIRS DIVISION

STUDENT LIFE



FERRIS STATE UNIVERSITY

UNIVERSITY ADVANCEMENT & MARKETING



ALUMNI

ALUMNI BY STATE 2020

Alabama	281	Missouri	426
Alaska	204	Montana	167
Arizona	1,556	Nebraska	118
Arkansas	162	Nevada	407
Armed Forces California	17	New Hampshire	124
Armed Forces Florida	3	New Jersey	259
Armed Forces New York	52	New Mexico	192
California	2,271	New York	724
Colorado	1,280	North Carolina	1,533
Connecticut	197	North Dakota	72
Delaware	57	Ohio	2,118
District of Columbia	54	Oklahoma	198
Florida	4,594	Oregon	364
Georgia	1,294	Pennsylvania	638
Hawaii	132	Rhode Island	31
Idaho	124	South Carolina	812
Illinois	3,319	South Dakota	80
Indiana	2,246	Tennessee	965
Iowa	295	Texas	2,213
Kansas	187	Utah	164
Kentucky	420	Vermont	56
Louisiana	134	Virginia	873
Maine	99	Washington	675
Maryland	452	West Virginia	99
Massachusetts	309	Wisconsin	1,652
Michigan	137,723	Wyoming	110
Minnesota	764		
Mississippi	95	TOTAL	173,391

Source: University Advancement & Marketing

ALUMNI BY COLLEGE 2020

<u>College</u>	<u>Active Alumni</u>	<u>Total Alumni</u>
Arts & Sciences	22,218	27,430
Business	47,235	53,946
Education & Human Services	24,141	25,354
Engineering Technology	34,682	36,876
Health Professions	24,809	25,411
Kendall College of Art & Design	11,337	11,625
Michigan College of Optometry at FSU	2,165	2,244
Pharmacy	7,312	10,224
Professional & Technological Studies	791	792
Retention and Student Success	9,897	9,923
TOTAL	184,587	203,825

Total Donations - Fiscal Year 2020 **\$11,517,843**

Numbers may be duplicated if a degree was earned from more than one college.

Active Alumni includes everyone except deceased alumni.

Total Alumni includes deceased alumni.

Source: University Advancement & Marketing

PLACEMENT RATES

<u>Categories</u>	<u>2014-15</u>	<u>2015-16</u>	<u>2016-17</u>	<u>2017-18</u>	<u>2018-19</u>
Placement rate includes graduates who are continuing their education or are employed.	88%	96%	94%	91%	91%
Graduates in the job market who found jobs.	90%	89%	89%	89%	93%
Graduates who found jobs, employed in their field.	78%	89%	89%	90%	85%
Response rate of graduates completing the Graduate Follow-Up Survey.	24%	29%	18%	22%	25%

Respondents who are working and continuing their education concurrently are reported in both of these categories. The placement rate includes individuals only once and does not include those not seeking employment.

Associate Degree Graduates That Continue Their Education

<u>Categories</u>	<u>2015-16</u>	<u>2016-17</u>	<u>2017-18</u>	<u>2018-19</u>	<u>2019-20</u>
Associate Degree graduates continuing their education at Ferris State. *	47%	53%	54%	54%	50%
Associate Degree graduates continuing their education in a Bachelor Degree at Ferris State. *	42%	50%	48%	50%	46%

**Based on 4th Day Headcount*

Source: Office of Institutional Research & Testing

RECIPIENTS OF ALUMNI AWARDS

Since 1956, Commencement week activities have included the presentation by the Ferris State University Alumni Association of Distinguished Alumni Awards recognizing exceptional career success and noteworthy fidelity and devotion to the University. Recipients from 1967-2019:

1968 Norman E. Borgerson Ann W. Sawasky Reuben E. Trippensee	1979 Peggy A. Frazier Thomas P. Scholler Lee A. Westberg	1990 Philip E. Hoffman Dennis B. Lerner Roger G. Stoll Clinton L. Swinehart	2002 John C. Bond Joseph J. Corcoran II James B. Meyer	2013 Terry Berden Mike Suman
1969 Carroll Boutell Elmon Cataline	1980 E. Elaine Davies Kuno Hammerberg John F. Mangrum	1991 Darroll Z. Howard Jane Reagan Jones Kenneth E. McCourt	2003 William J. Buckingham Suzette Compton	2014 Matthew Bissett Steven London Vivian Pickard Andrew Young
1970 Charles E. Fairman Ethel Taylor Pierce John Stahlin	1981 Alvin L. Burridge Floyd E. Curtis Avis J. Ericson	1992 Paul E. Boyer Richard E. Hurst Carolyn C. Kilpatrick	2004 Mark E. Alley Stephen R. Ehardt Dr. Gary Kadlec Richard Sauve	2015 Denise Beachy David Friar Kenneth Friar Carolyn 'Carrie' Germain
1971 Stanley J. Byington Gerald McKessy Raymond Sines	1982 Howard L. Dell Jack M. Newcomb Rena D. Westra	1993 James Middaugh Eugene A. DeFouw Douglas P. Johnson Barbara L. Ottinger	2005 Dick Dolack Randy Seaman	2016 Amy Proos Kevin Cross Mary Garvelink Matt Nawrocki Jeff Rowe Jon Sprague
1972 Clarence Freeman Delbert Long Ramsay Wardrop	1983 Douglas W. Call Darnell E. Cole Margaret Ethel Denise Elton "Ott" Gingrich	1994 Louis M. Sesti Joseph C. Barney, Jr. Vernita Burrows R. Thomas Cook Kenneth Hoexum Robert N. Tenney	2006 Terrence G. Gohl Ken Lawless	2017 Billy Hawkins David Kendall Kimberly Ridings Jerome Schwind
1973 Bert C. Brennan Albert B. Doherty, III John W. Spicer Fred A. Westerman	1984 Richard C. Andersen Edmund D. Farhat Kenneth J. Hicks	1995 William Adrian Jack Bates John Bradac Lawrence Marfechuk Ronald Snead	2007 Kurt A. Barrett Emily F. Hancock	2018 Mark Beiderwieden Brendan Locke Linda Meewenber Thomas Norris Richard Shaw
1974 Frank Curtis Phillip Runkel Colin Smith	1985 Jean D. Deupree Arnold L. Johnson Bruce N. Parsons	1996 David V. Dellar John Wheeler	2008 Brian F. Barry Michael J. Bettiga Paul T. Doyle David L. Stickle	2019 Pamela Curtis Kathy Pawlicki Randy Phelps Luke Wyckoff
1975 Rex O. Graff Fred Schnarr Chester I. Williams	1986 Richard L. Antonini Bertil G. Carlson Kenneth L. Cook Jack D. Lewis	1997 John Wheeler	2009 Ronald Mahoney Tim Moore Mary Jane Thomson	2020 Steven Frederickson Omar Ha-Redeye Kurt Hofman Dr. Andrea McNab Thomas McNally
1976 S. John Byington Gerald L. DeHaan Clare G. Johnson H. James Renaud	1987 Roger W. Anderson Maurice Q. Bectel H. Kearney Walters	1998 Steve Harvey	2010 Raymond Baker Brent Knight James Rhodes Mark Swan John Trestrail III	
1977 James R. Hess Florence I. Holden Robert J. Norsworthy	1988 Marjorie L. Fleming Gordon E. Kamstra Charles E. Lippert George H. Ryan, Sr.	1999 Jerry Woodcock	2011 Richard L. Antonini II John Matlock Curt McAllister	
1978 Ruth Gibson Butler Leonard W. Gopp Robert C. Redman	1989 Albert J. Coudron Kenneth W. Kirk George J. Menoutes Jerry R. Tubbs	2000 Daniel F. Nicolai	2012 Karl Huffman Ron Nichols George Nicolas Terrence Rollins Hazel Seaba Teresa Szymanski	

The Pacesetter Award recognizes alumni who have been in the job field up to 13 years with exceptional success. Recipients are:

2003 James P. Chenier Mary Lee Pakieser	2007 Keith Guy Barbara Horn Michael Moll Scott Seifferlein	2011 Jason Mitchell Ryan Pohl Corey Wiggins	2014 Mark Langowski David Stevens	2018 Michael DeBolt Kristin O'Brien Elizabeth Wirgau
2004 Bradley A. Henion Kenneth W. Mance Mathew M. Vivona	2008 Michael J. Oxner	2012 Jessica Wortley Adler David Cox Recco Richardson	2015 Emily Coles Kristian Schroder	2019 Candice Colby-Scott Michael Crowe
2005 Mark Guindon Michael Pung	2009 Scott French Kathy LeMieux Mimi Miles	2013 Shaun Phillips Heather Schalk Douglas Searles	2016 Jonathan Barrera Mikulich Michael Noble	2020 Anthony Iracki Dr. Jacqueline Morse Dr. Tuan Tran
2006 William Davis Michael Travis	2010 James Maher		2017 Carlvin Dorvilier Scotty Kehoe Javier Olvera	

Source: University Advancement and Marketing

FINANCIAL AID

FINANCIAL AID APPLICANTS & AID AWARDED

Total Eligible, Total Receiving Aid and Aid Totals

Aid Year	Applications Received	Total Fall Undergrads in an Aid Eligible Program	Number of Students Receiving Any Aid	Percent of Total Receiving Any Aid	Fall Undergrads Total Aid
1415	26,150	12,625	10,635	84.2	146,954,000
1516	24,823	12,553	10,465	83.4	143,091,000
1617	23,556	11,998	9,964	83.0	135,111,000
1718	26,242	11,525	9,665	83.9	133,350,000
1819	25,633	10,971	9,056	82.5	124,850,000
1920	24,258	10,358	8,754	84.5	122,549,000
2021*	22,013	9,538	7,972	83.6	109,520,000

Type of Aid Awarded

Aid Year	Pell Grant		Need-Based Aid		Tuition Incentive Program	
	Student Count	Percent of Total	Student Count	Percent of Total	Student Count	Percent of Total
1415	5,444	43.1	8,159	64.6	1,274	10.1
1516	5,255	41.9	7,869	62.7	1,412	11.2
1617	4,722	39.4	7,274	60.6	1,425	11.9
1718	4,718	40.9	7,163	62.2	1,417	12.3
1819	4,333	39.5	6,539	59.6	1,580	14.4
1920	4,001	38.6	6,050	58.4	1,715	16.6
2021*	3,437	36.0	5,368	56.3	1,664	17.4

First Generation Students

(Degree seeking undergraduates in aid eligible major).

Aid Year	First Generation College Students		
	Student Count	Percent of Total Undergrad Students	Percent Receiving Any Aid
1415	3,417	27	96.3
1516	3,247	26	96.4
1617	2,890	24	96.1
1718	2,749	24	96.1
1819	2,492	23	95.6
1920	2,290	22	96.1
2021*	2,089	22	94.5

*2021 statistics are preliminary, and will be finalized next year.

Source: The Financial Aid Office

FINANCIAL AID DISBURSEMENTS 2019-2020

Fund Source	Undergraduate		Graduate		Total	
	Student Count	Paid	Student Count	Paid	Student Count	Paid
Federal	7,570	\$69,599,949	859	\$21,505,690	8,429	\$91,105,339
State	2,357	\$12,735,877	3	\$21,804	2,360	\$12,757,681
Institutional	5,838	\$25,961,243	243	\$1,571,628	6,081	\$27,532,871
Private *	3,067	\$4,709,476	470	\$844,863	3,537	\$5,554,339
Other	1,230	\$12,644,207	102	\$1,371,586	1,332	\$14,015,793
GRAND TOTAL		\$125,650,752		\$25,315,571		\$150,966,023

* Includes scholarships that students bring with them (e.g. Lion's Club, Boy Scouts, etc.)

STUDENT LOAN DEBT

Graduating Cohort	Student Count	Total Cumulative Loan Debt	Cumulative Federal Loan Debt	Percent Borrowers	Percent Federal Borrowers
2014-2015	736	35,660	27,870	82	82
2015-2016	807	35,710	28,400	76	76
2016-2017	858	35,606	27,571	78	77
2017-2018	876	36,525	27,860	76	75
2018-2019	841	34,589	26,823	74	73
2019-2020	737	34,640	25,180	73	72

Cumulative Loan Debt of Students Graduating with a Bachelor's Degree as reported on the Peterson's Annual Survey of Undergraduate Financial Aid.

Average debt includes only students who borrowed.

Includes only students who entered Ferris as FTIACs, and maintained enrollment until graduation with a first bachelor's degree.

Does not include parent loans.

THREE-YEAR OFFICIAL COHORT DEFAULT RATE

Entered Repayment	Default Rate
Fiscal Year 2013	6.3%
Fiscal Year 2014	7.3%
Fiscal Year 2015	7.3%
Fiscal Year 2016	7.0%
Fiscal Year 2017	7.2%

Percent of borrowers who defaulted within 3 years of entering repayment (US Dept of Educ)

Source: The Financial Aid Office

BUDGET

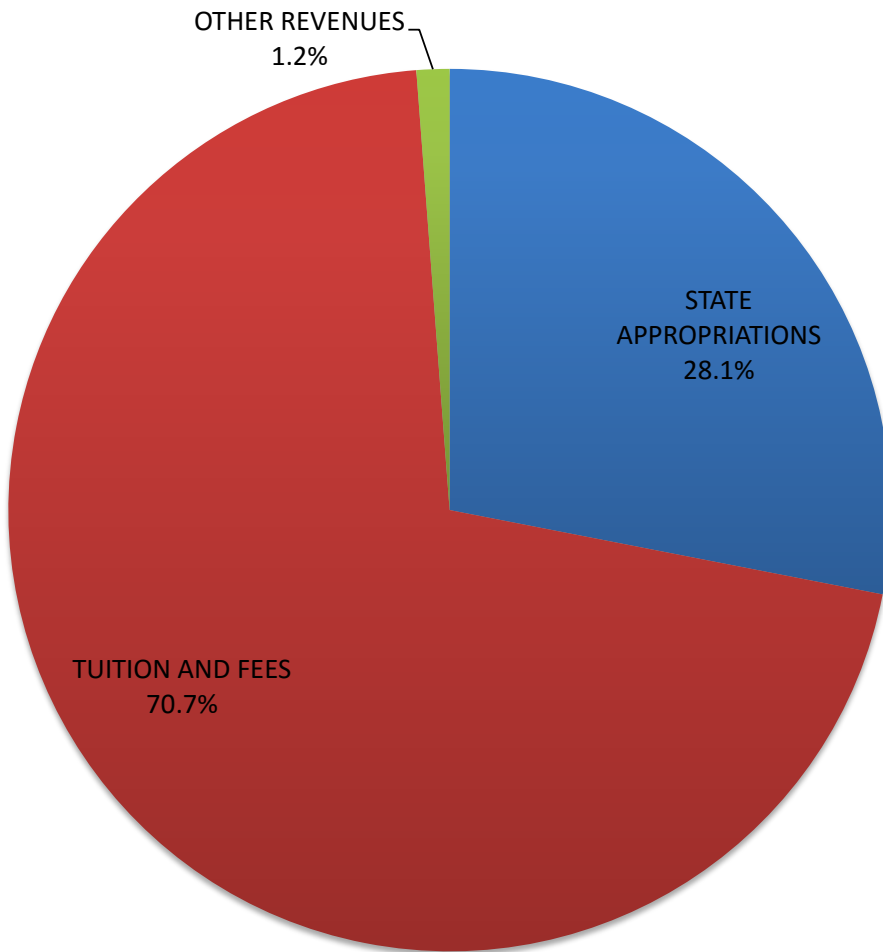
FERRIS STATE UNIVERSITY
FY 2020-21 GENERAL FUND OPERATING BUDGET
 (AMOUNTS IN MILLIONS)

<u>REVENUES</u>	<u>FY 2020-21 OPERATING BUDGET</u>
STATE APPROPRIATIONS	\$55.9
TUITION/FEES	\$140.9
OTHER REVENUES	\$2.4
<i>TOTAL REVENUE</i>	<hr style="width: 100%; border: 0.5px solid black;"/> <i>\$199.2</i>
<u>EXPENDITURES</u>	
COMPENSATION	\$135.6
OPERATING EXPENSE	\$38.2
STUDENT ASSISTANCE	\$25.4
<i>TOTAL EXPENDITURES</i>	<hr style="width: 100%; border: 0.5px solid black;"/> <i>\$199.2</i>
 REVENUE/EXPENDITURE NET	 \$0

Source: Office of Budgetary Planning & Analysis, General Fund Operating Budget FY- 20/21

**FERRIS STATE UNIVERSITY
FY 2020-21 REVENUE SUMMARY**
(AMOUNTS IN MILLIONS)

	AMOUNT	PERCENT
STATE APPROPRIATIONS	\$55.9	28.1%
TUITION AND FEES	\$140.9	70.7%
OTHER REVENUES	<u>\$2.4</u>	<u>1.2%</u>
TOTAL	\$199.2	100%

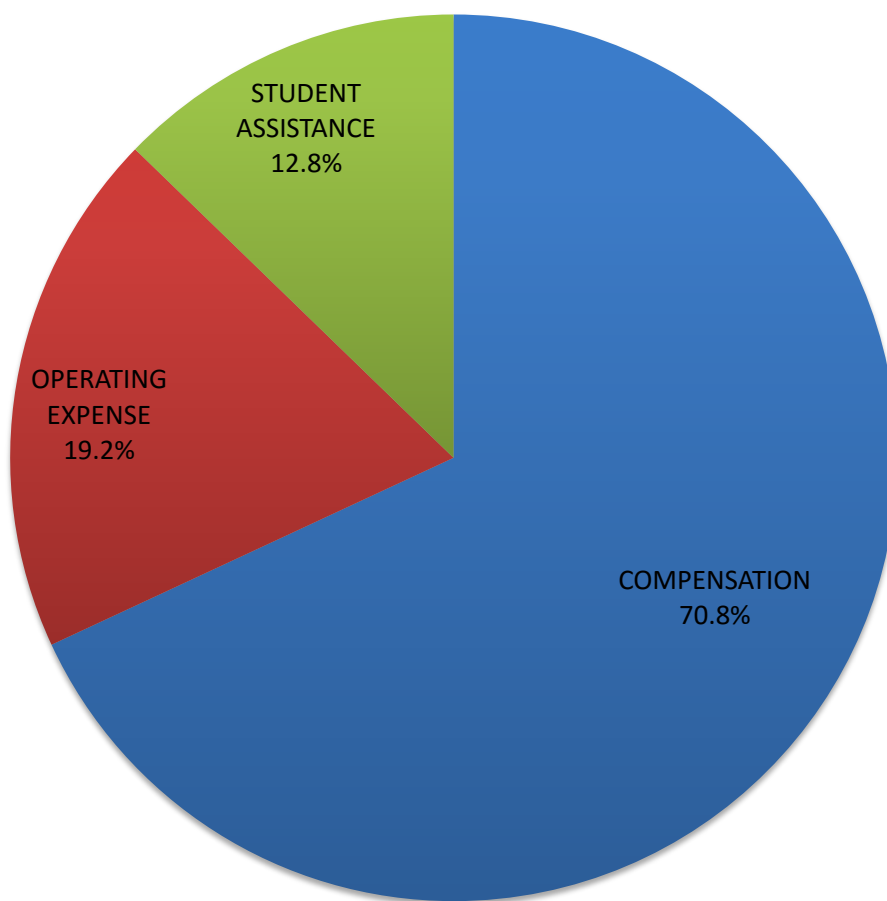


Source: Office of Budgetary Planning & Analysis, General Fund Operating Budget FY- 20/21

**FERRIS STATE UNIVERSITY
FY 2020-21 EXPENDITURE SUMMARY**

(AMOUNTS IN MILLIONS)

	AMOUNT	PERCENT
COMPENSATION	\$135.6	68.1%
OPERATING EXPENSE	\$38.2	19.2%
STUDENT ASSISTANCE	<u>\$25.4</u>	<u>12.8%</u>
TOTAL	\$199.2	100%



Source: Office of Budgetary Planning & Analysis, General Fund Operating Budget FY- 20/21

FACILITIES

**FERRIS STATE UNIVERSITY
PLANT OPERATIONAL SERVICES
STATEMENT OF FACILITIES AT THE BIG RAPIDS CAMPUS**

NUMBER OF BUILDINGS	GENERAL FUNDED FACILITIES	SQUARE FEET	CUBIC FEET	YEAR CONSTRUCTED OR IMPROVED
1.00	ALUMNI BUILDING	34,600	510,000	1929
1.00	ASPHALT PAVEMENT ASSOCIATION OF MICHIGAN TRAINING FACILITY	4,470	41,573	2020
1.00	ARTS/SCIENCE COMMONS	79,259	1,054,984	1996-99
1.00	ATHLETIC TRAINER BUILDING	756	6,297	2017
1.00	AUTOMOTIVE CENTER	77,000	1,235,400	1956-88
1.00	BISHOP HALL	50,900	480,600	1968-87
1.00	BUSINESS BUILDING	90,600	700,000	1970
1.00	CARRILON TOWER	100	4,900	1968
1.00	CREATIVE ARTS	7,200	93,900	1965
1.00	DEPARTMENT OF PUBLIC SAFETY	400	3,200	1959-83-99-03
1.00	ELASTOMER/PLASTICS CENTER	43,392	510,555	1987-99
0.67	EWIGLEBEN SPORTS COMPLEX	76,600	1,280,806	1974-82-99
1.00	FLITE LIBRARY	173,484	2,081,800	2001
1.00	GENERAL SERVICES ANNEX	15,282	320,922	2005
1.00	GENERAL SERVICES BUILDING	28,571	518,885	1984-88-05
3.00	GENERAL SERVICES GROUNDS	7,232	80,856	1979-06
1.00	GRANGER CENTER (CTC)	75,298	1,358,200	1962-03
0.50	HEALTH CENTER (50%)	9,200	91,250	1959-67
1.00	HEAVY EQUIPMENT TECHNOLOGY	52,000	1,188,000	1987
1.00	INSTRUCTIONAL RESOURCE CENTER	61,425	683,800	1969-2008
1.00	JOHNSON HALL	33,600	328,600	1959
1.00	MCKESSY BARN	2,000	36,000	1989
1.00	MCKESSY HOUSE	2,800	23,000	1989-97
1.00	MICHIGAN COLLEGE OF OPTOMETRY	86,104	11,193,520	2010
1.00	MUSIC CENTER	10,000	137,900	1962
1.00	NORTH STORAGE FACILITY	10,711	152,900	2001
1.00	PARSON'S FIRING RANGE	576	4,608	2018
1.00	PHARMACY BUILDING	62,200	1,214,300	1972
1.00	POWER PLANT	19,900	421,900	1955-88
1.00	PRAKKEN BUILDING	42,100	503,900	1952
1.00	SCIENCE BUILDING	109,148	1,697,000	1955-67-97-99
1.00	SCIENCE CHILLER COMPLEX	3,200	57,600	2010
1.00	STARR BUILDING	86,400	1,607,200	1962-96
1.00	STUDENT RECREATION CENTER	123,854	2,584,688	1962-99-2018
1.00	SWAN BUILDING	220,634	3,095,864	1966-88-2004-2018
1.00	TIMME CRT FOR STUDENT SERVICES	59,179	752,227	1967-02
1.00	TOP TAGGART WHEELER PAVILION	10,593	152,000	2001
1.00	VFS ALLIED HEALTH BUILDING	67,400	1,493,800	1979
1.00	WEST BUILDING	23,700	292,500	1952-85
1.00	WEST COMMONS	19,800	269,300	1968
41.17	TOTAL GENERAL FUNDED	1,881,668	38,264,735	

FACILITIES

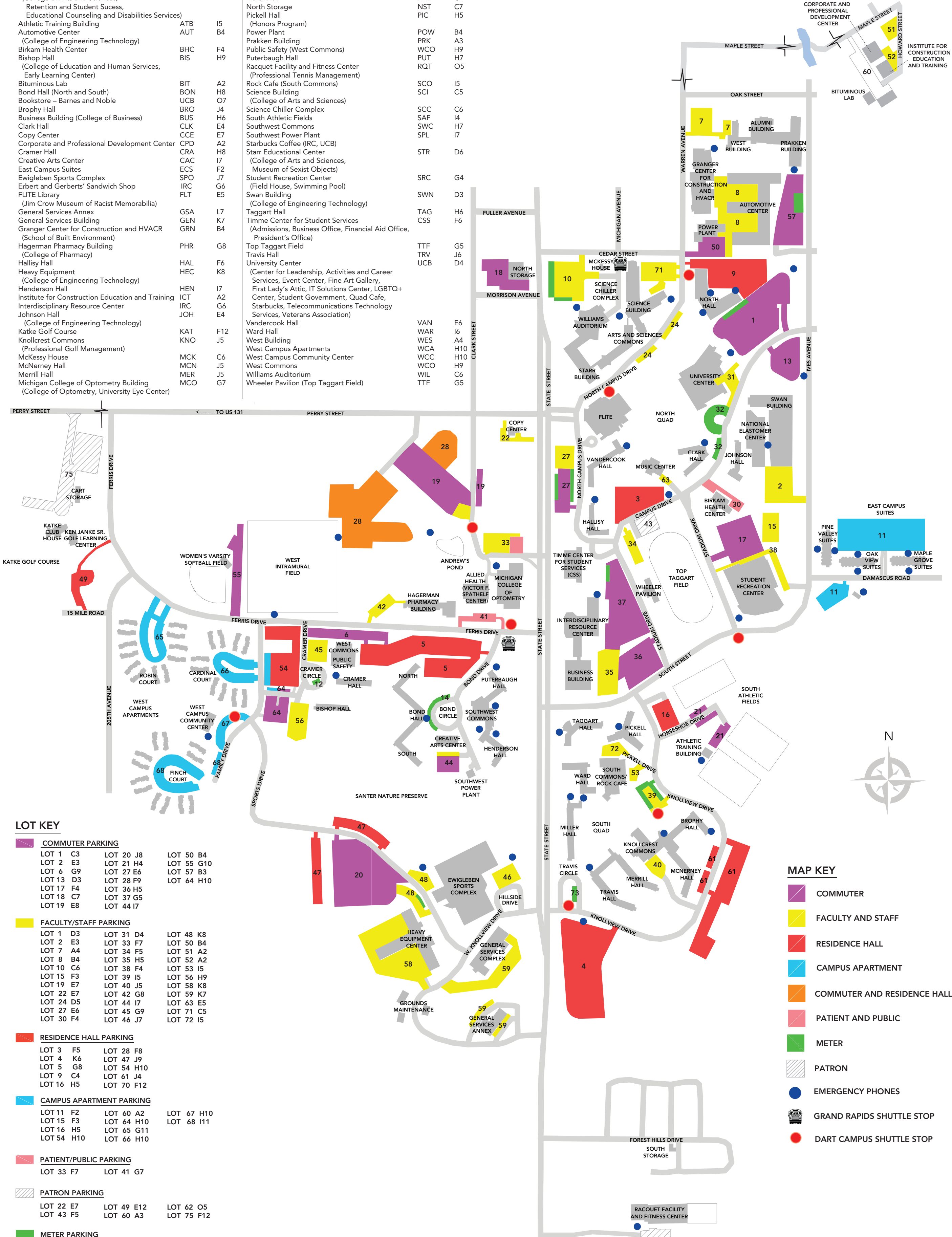
FERRIS STATE UNIVERSITY
PLANT OPERATIONAL SERVICES

STATEMENT OF FACILITIES AT THE BIG RAPIDS CAMPUS

NUMBER OF BUILDINGS	NON-GENERAL FUNDED FACILITIES	SQUARE FEET	CUBIC FEET	YEAR CONSTRUCTED OR IMPROVED
2.00	BOND HALL	90,500	820,400	1966
1.00	BROPHY HALL	47,000	482,750	1962
1.00	CLARK HALL	41,500	360,900	1960
1.00	COPY CENTER PERRY STREET	2,070	30,015	2006
3.00	CORPORATE & PROF DEVELOP CTR	16,836	192,612	1985-87
1.00	CRAMER HALL	91,700	824,700	1969
3.00	EAST CAMPUS SUITES	107,910	971,190	2011
1.00	HALLISY HALL	44,700	406,000	1958
0.50	HEALTH CENTER (50%)	9,200	91,250	1959-67
1.00	HENDERSON HALL	44,900	405,500	1965
0.33	ICE ARENA	69,460	980,570	1974-99
1.00	KATKE GOLF CART STORAGE	2,800	27,600	1984
1.00	KATKE GOLF CLUB HOUSE	5,700	57,000	2000-2019
1.00	KATKE GOLF MAINTENANCE BLD.	3,200	44,800	1974
1.00	KEN JANKE, SR. GOLF LEARNING CENTER	9,555	112,842	2019
1.00	KNOLLCREST COMMONS	11,094	292,860	1961
1.00	MCNERNEY HALL	47,000	482,750	1962
1.00	MERRILL HALL	51,700	515,050	1961
1.00	MILLER HALL	47,382	444,245	1963
1.00	NORTH HALL	124,019	1,775,047	2017
1.00	PICKELL HALL	50,400	468,600	1964
1.00	PUTERBAUGH HALL	46,400	436,400	1965
1.00	RACQUET BALL FACILITY	50,884	1,244,000	1980-87-01
1.00	SOUTH COMMONS ROCK	34,020	418,937	1963-64-94-09
1.00	SOUTHWEST COMMONS	19,500	253,600	1965-86
1.00	SOUTHWEST POWER PLANT	2,200	33,200	1964
1.00	TAGGART HALL	47,800	450,600	1964
1.00	TRAVIS HALL	51,700	515,050	1961
1.00	UNIVERSITY CENTER	142,779	1,443,705	2015
1.00	VANDERCOOK HALL	41,500	386,350	1957-98
1.00	WARD HALL	41,320	407,260	1963
34.00	WEST CAMPUS APTS.	267,944	5,419,036	1995; 2016
1.00	WEST CAMPUS COMMUNITY BLDG.	5,785	52,000	1996
1.00	WOMEN'S SOFTBALL FACILITY	1,008	25,200	2001
70.83	TOTAL NON-GENERAL FUNDED	1,671,466	20,872,019	
112.00	GRAND TOTAL	3,553,134	59,136,754	

BUILDING KEY

BUILDING NAME	CODE	LOCATION	BUILDING NAME	CODE	LOCATION
Allied Health Building (Victor F. Spathelf Center, College of Health Professions)	VFS	G7	Miller Hall	MIL	J6
Alumni Building	ALU	A3	Music Activities Center	MUS	E5
Arts and Science Commons (College of Arts and Sciences, Retention and Student Success, Educational Counseling and Disabilities Services)	ASC	D5	National Elastomer Center (College of Engineering Technology)	NEC	E4
Athletic Training Building	ATB	I5	North Hall	NRB	C4
Automotive Center (College of Engineering Technology)	AUT	B4	North Storage	NST	C7
Birkam Health Center	BHC	F4	Pickell Hall (Honors Program)	PIC	H5
Bishop Hall (College of Education and Human Services, Early Learning Center)	BIS	H9	Power Plant	POW	B4
Bituminous Lab	BIT	A2	Prakken Building	PRK	A3
Bond Hall (North and South)	BON	H8	Public Safety (West Commons)	WCO	H9
Bookstore - Barnes and Noble	UCB	O7	Puterbaugh Hall	PUT	H7
Brophy Hall	BRO	J4	Racquet Facility and Fitness Center (Professional Tennis Management)	RQT	O5
Business Building (College of Business)	BUS	H6	Rock Cafe (South Commons)	SCO	I5
Clark Hall	CLK	E4	Science Building (College of Arts and Sciences)	SCI	C5
Copy Center	CCE	E7	Science Chiller Complex	SCC	C6
Corporate and Professional Development Center	CPD	A2	South Athletic Fields	SAF	I4
Cramer Hall	CRA	H8	Southwest Commons	SWC	H7
Creative Arts Center	CAC	I7	Southwest Power Plant	SPL	I7
East Campus Suites	ECS	F2	Starbucks Coffee (IRC, UCB)	STR	D6
Ewigleben Sports Complex	SPO	J7	Starr Educational Center (College of Arts and Sciences, Museum of Sexist Objects)	SRC	G4
Erbert and Gerberts' Sandwich Shop	IRC	G6	Student Recreation Center (Field House, Swimming Pool)	SRG	G4
FLITE Library	FLT	E5	Swan Building (College of Engineering Technology)	SWN	D3
General Services Annex	GSA	L7	Taggart Hall	TAG	H6
General Services Building	GEN	K7	Timme Center for Student Services (Admissions, Business Office, Financial Aid Office, President's Office)	CSS	F6
Granger Center for Construction and HVACR (School of Built Environment)	GRN	B4	Top Taggart Field	TTF	G5
Hagerman Pharmacy Building (College of Pharmacy)	PHR	G8	Travis Hall	TRV	J6
Hallisy Hall	HAL	F6	University Center (Center for Leadership, Activities and Career Services, Event Center, Fine Art Gallery, First Lady's Attic, IT Solutions Center, LGBTQ+ Center, Student Government, Quad Cafe, Starbucks, Telecommunications Technology Services, Veterans Association)	UCB	D4
Heavy Equipment (College of Engineering Technology)	HEC	K8	Vandercook Hall	VAN	E6
Henderson Hall	HEN	I7	Ward Hall	WAR	I6
Institute for Construction Education and Training	ICT	A2	West Building	WES	A4
Interdisciplinary Resource Center	IRC	G6	West Campus Apartments	WCA	H10
Johnson Hall (College of Engineering Technology)	JOH	E4	West Campus Community Center	WCC	H10
Katke Golf Course	KAT	F12	West Commons	WCO	H9
Knollcrest Commons (Professional Golf Management)	KNO	J5	Williams Auditorium	WIL	C6
McKessy House	MCK	C6	Wheeler Pavilion (Top Taggart Field)	TTF	G5
McNerney Hall	MCN	J5			
Merrill Hall	MER	J5			
Michigan College of Optometry Building (College of Optometry, University Eye Center)	MCO	G7			



LOT KEY

COMMUTER PARKING	LOT 1 C3	LOT 20 J8	LOT 50 B4
	LOT 2 E3	LOT 21 H4	LOT 55 G10
	LOT 6 G9	LOT 27 E6	LOT 57 B3
	LOT 13 D3	LOT 28 F9	LOT 64 H10
	LOT 17 F4	LOT 36 H5	
	LOT 18 C7	LOT 37 G5	
	LOT 19 E8	LOT 44 I7	
FACULTY/STAFF PARKING	LOT 1 D3	LOT 31 D4	LOT 48 K8
	LOT 2 E3	LOT 33 F7	LOT 50 B4
	LOT 7 A4	LOT 34 F5	LOT 51 A2
	LOT 8 B4	LOT 35 H5	LOT 52 A2
	LOT 10 C6	LOT 38 F4	LOT 53 I5
	LOT 15 F3	LOT 39 I5	LOT 56 H9
	LOT 19 E7	LOT 40 J5	LOT 58 K8
	LOT 22 E7	LOT 42 G8	LOT 59 K7
	LOT 24 D5	LOT 44 I7	LOT 63 E5
	LOT 27 E6	LOT 45 G9	LOT 71 C5
	LOT 30 F4	LOT 46 J7	LOT 72 I5
RESIDENCE HALL PARKING	LOT 3 F5	LOT 28 F8	
	LOT 4 K6	LOT 47 J9	
	LOT 5 G8	LOT 54 H10	
	LOT 9 C4	LOT 61 J4	
	LOT 16 H5	LOT 70 F12	
CAMPUS APARTMENT PARKING	LOT 11 F2	LOT 60 A2	LOT 67 H10
	LOT 15 F3	LOT 64 H10	LOT 68 I11
	LOT 16 H5	LOT 65 G11	
	LOT 54 H10	LOT 66 H10	
PATIENT/PUBLIC PARKING	LOT 33 F7	LOT 41 G7	
PATRON PARKING	LOT 22 E7	LOT 49 E12	LOT 62 O5
	LOT 43 F5	LOT 60 A3	LOT 75 F12
METER PARKING	LOT 1 C3	LOT 27 E6	LOT 48 K8
	LOT 10 C6	LOT 32 D4	LOT 57 B3
	LOT 12 H9	LOT 37 G5	LOT 73
	LOT 14 H8	LOT 39 I5	

MAP KEY

- COMMUTER
- FACULTY AND STAFF
- RESIDENCE HALL
- CAMPUS APARTMENT
- COMMUTER AND RESIDENCE HALL
- PATIENT AND PUBLIC
- METER
- PATRON
- EMERGENCY PHONES
- GRAND RAPIDS SHUTTLE STOP
- DART CAMPUS SHUTTLE STOP

Driving Directions to Big Rapids Campus

Driving from East (Detroit): Take I-96 West to Grand Rapids. Take US-131 North to Big Rapids, Exit 139. Turn right and follow Perry Street 1.7 miles to the last stop light which is State Street (Business Loop-131). Proceed straight through the stoplight into the main campus.

Driving from East (Flint): Take I-69 West to Lansing. Take I-96 West to Grand Rapids. Take US-131 North to Big Rapids, Exit 139. Turn right and follow Perry Street 1.7 miles to the last stop light which is State Street (Business Loop-131). Proceed straight through the stoplight into the main campus.

Driving from East (Mt. Pleasant): Take M-20 West to Big Rapids, turn south (left) on State Street. Follow State Street (which is Business Loop-131) and stay in the left lane. You will drive past Burger King (which is on your right). Turn left at the next stoplight (Perry Street), which is the main entrance to campus.

Driving from North (Cadillac): US-131 South to Big Rapids, Exit 139. Turn left and follow Perry Street 1.7 miles to the last stop light which is State Street (Business Loop-131). Proceed straight through the stoplight into the main campus.

Driving from North (Old US-131): Continue on Old US-131 (which is State Street), stay in the left lane. You will drive past Burger King (which is on your right). Turn left at the next stoplight (Perry Street), which is the main entrance to campus.

Driving from South (Grand Rapids and Kalamazoo): US-131 North to Big Rapids, Exit 139. Turn right and follow Perry Street 1.7 miles to the last stop light which is State Street (Business Loop-131). Proceed straight through the stoplight into the main campus.

Driving from West: Take M-20 East to Stanwood and then US-131 North to Big Rapids, exit 139. Turn right and follow Perry Street 1.7 miles to the last stop light which is State Street (Business Loop-131). Proceed straight through the stoplight into the main campus.

MICHIGAN PUBLIC
UNIVERSITIES

ENROLLMENT MICHIGAN PUBLIC UNIVERSITIES

	<u>Fall 2016</u>	<u>Fall 2017</u>	<u>Fall 2018</u>	<u>Fall 2019</u>	<u>Fall 2020*</u>
Central Michigan University	24,445	23,335	21,705	19,431	17,176
Eastern Michigan University	21,105	20,313	18,838	17,814	16,324
Ferris State University	14,187	13,798	13,250	12,472	11,165
Grand Valley State University	25,460	25,049	24,677	24,033	23,350
Lake Superior State University	2,229	2,138	2,160	1,984	1,909
Michigan State University	50,344	50,019	50,351	49,809	49,695
Michigan Tech University	7,270	7,319	7,203	7,041	6,875
Northern Michigan University	7,750	7,612	7,595	7,732	7,368
Oakland University	20,012	19,333	19,309	19,013	18,552
Saginaw Valley State University	9,165	8,662	8,536	8,265	8,030
University of Michigan - Ann Arbor	44,718	46,002	46,716	48,090	47,907
University of Michigan - Dearborn	9,131	9,339	9,468	9,195	8,783
University of Michigan - Flint	8,044	7,836	7,532	7,297	6,829
Wayne State University	27,298	27,089	27,053	26,844	26,251
Western Michigan University	23,252	22,894	22,562	21,470	20,490

Note: Fall numbers are from MASU Enrollment Report. Previous Fall numbers are updated annually to match the MASU Enrollment Report.

*Enrollment numbers are Preliminary and will be finalized next year.

Source: Budget Office

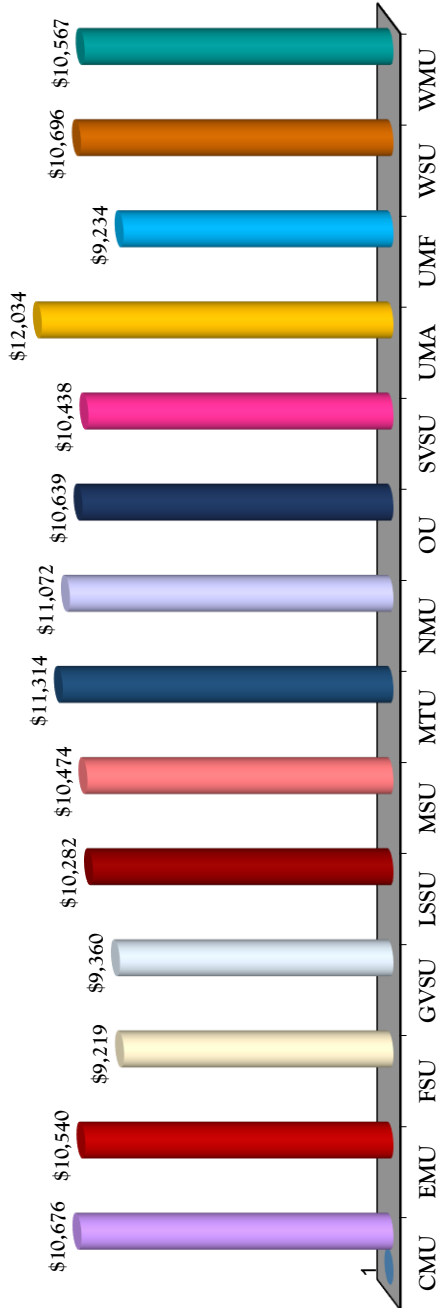
**BUDGETARY PLANNING AND ANALYSIS
SUMMARY OF 2020-21 TUITION & FEES AND ROOM & BOARD
MICHIGAN PUBLIC UNIVERSITIES**

	<u>FY-21</u> <u>TUITION</u>	<u>TUITION</u> <u>RANK</u>	<u>FY-21</u> <u>ROOM &</u> <u>BOARD</u>	<u>ROOM &</u> <u>BOARD</u> <u>RANK</u>	<u>FY-21</u> <u>TOTAL</u> <u>COST</u>	<u>TOTAL</u> <u>COST</u> <u>RANK</u>
Central Michigan University	\$12,960	9	\$10,328	9	\$23,288	8
Eastern Michigan University	\$13,433	6	\$10,486	5	\$23,919	5
Ferris State University	\$12,930	10	\$10,044	11	\$22,974	9
Grand Valley University	\$12,860	11	\$9,240	13	\$22,100	12
Lake Superior University	\$12,450	12	\$10,230	10	\$22,680	10
Michigan State University	\$14,523	3	\$10,474	6	\$24,997	3
Michigan Tech University	\$15,960	1	\$11,004	2	\$26,964	2
Northern Michigan University	\$11,520	14	\$10,774	3	\$22,294	11
Oakland University	\$13,463	5	\$10,430	7	\$23,893	6
Saginaw Valley University	\$10,814	15	\$10,030	12	\$20,844	14
University of Michigan	\$15,558	2	\$11,996	1	\$27,554	1
University of Michigan - Dearborn	\$13,304	7	\$0	N/A	N/A	N/A
University of Michigan - Flint	\$12,406	13	\$9,116	14	\$21,522	13
Wayne State University	\$13,766	4	\$10,391	8	\$24,157	4
Western Michigan	\$13,017	8	\$10,567	4	\$23,584	7
UNWEIGHTED AVERAGE	\$13,264		\$10,365		\$23,626	

Note: FTIAC rates.

Source: MASU Tuition & Fees Report, State Universities of Michigan

Annual Room and Board Costs FY 2021

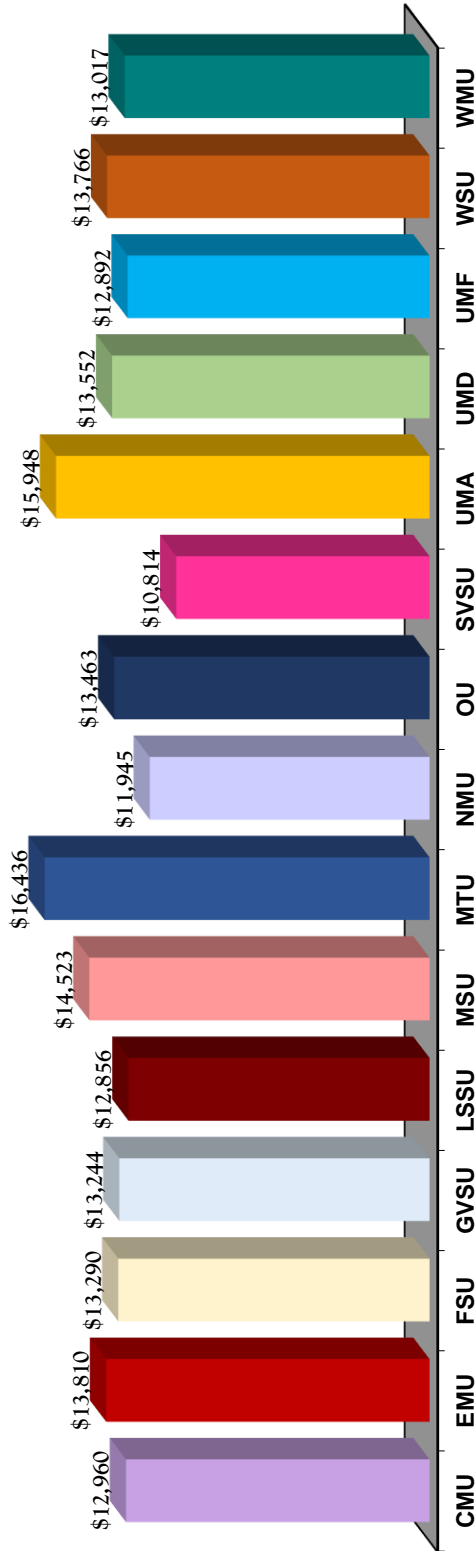


Five Year Trend

	FY '17	FY '18	FY '19	FY '20	FY '21
CMU	\$9,406	\$9,736	\$10,076	\$10,328	\$10,676
EMU	9,592	10,168	10,168	10,486	10,540
FSU	9,652	9,894	9,894	10,044	9,219
GVSU	8,740	9,000	9,090	9,240	9,360
LSSU	9,442	9,594	9,882	10,230	10,282
MSU	9,734	9,976	10,272	10,474	10,474
MTU	10,105	10,477	10,756	11,004	11,314
NMU	9,838	10,328	10,666	10,774	11,072
OU	9,620	9,910	10,225	10,430	10,639
SVSU	9,236	9,378	9,786	10,030	10,438
UMA	10,872	11,198	11,534	11,996	12,034
UMF	8,178	8,437	8,769	9,116	9,234
WSU	9,811	9,762	10,072	10,391	10,696
WMU	9,561	9,848	10,143	10,567	10,567

Source: Office of Budgetary Planning & Analysis/MASU Tuition & Fees Report

Annual Tuition and Required Fees FY 2021




Five Year Trend

	FY '17	FY '18	FY '19	FY '20	FY '21
CMU	\$12,150	\$12,510	\$12,960	\$12,960	\$12,960
EMU	11,559	12,219	12,708	13,433	13,810
FSU	11,760	12,180	12,630	12,930	13,290
GVSU	11,520	11,994	12,484	12,860	13,244
LSSU	11,214	11,622	12,090	12,450	12,856
MSU	14,115	14,516	14,523	14,523	14,523
MTU	14,634	15,074	15,646	15,960	16,436
NMU	10,012	10,490	10,983	11,520	11,945
OU	11,970	12,420	12,893	13,463	13,463
SVSU	9,345	9,819	10,308	10,814	10,814
UMA	14,402	14,826	15,262	15,558	15,948
UMD	12,032	12,472	12,930	13,304	13,552
UMF	10,884	11,334	11,820	12,406	12,892
WSU	12,269	12,729	13,097	13,766	13,766
WMU	11,793	12,243	12,483	13,017	13,017

Source: Office of Budgetary Planning & Analysis/MASU Tuition & Fees Report

Note: Based on FTIAC Tuition Rates

Financial Aid as a Percent of Total General Fund Spending FY 2020



Five Year Trend

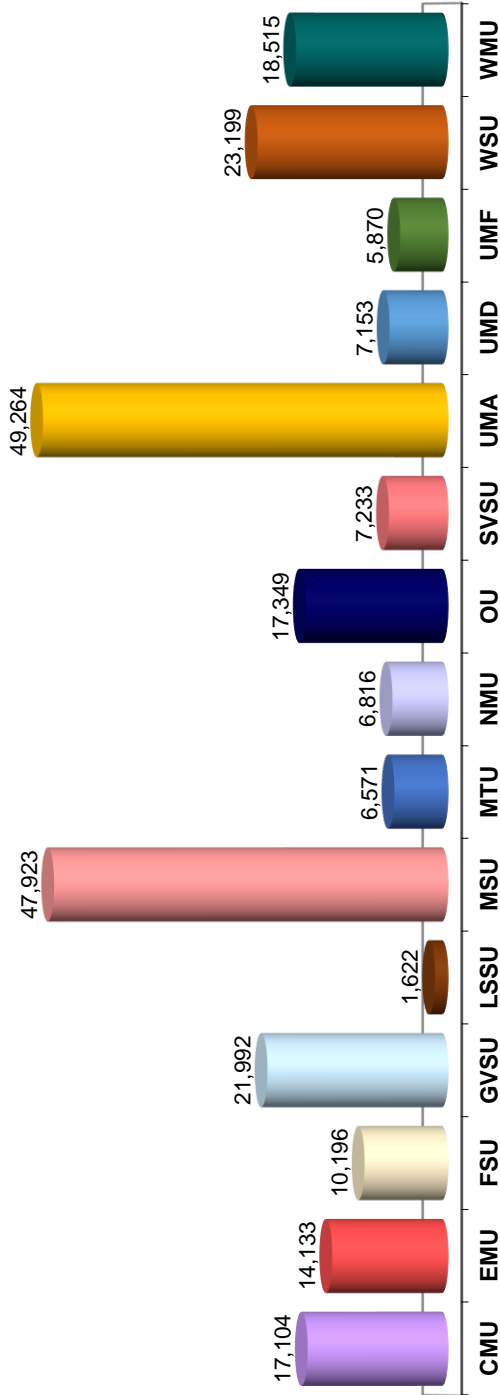
	FY '16	FY '17**	FY '18	FY '19	FY '20
CMU	8.9%	12.7%	13.2%	13.3%	13.8%
EMU	17.7%	18.3%	18.9%	17.5%	21.7%
FSU	9.7%	10.6%	11.6%	12.1%	12.5%
GVSU	10.9%	11.3%	11.9%	12.8%	14.4%
LSSU*	12.2%	14.0%	0.0%	14.6%	0.0%
MSU	10.2%	10.2%	10.3%	10.3%	12.0%
MTU	19.8%	19.6%	20.2%	20.7%	21.5%
NMU	15.2%	14.2%	14.6%	14.6%	14.5%
OU	15.2%	14.8%	15.7%	16.9%	17.8%
SVSU	14.2%	15.2%	15.3%	17.5%	18.2%
UMA	13.8%	14.2%	14.8%	15.8%	17.2%
UMD	11.0%	12.3%	12.2%	13.2%	14.1%
UMF	6.7%	8.6%	9.5%	9.7%	10.6%
WSU	12.7%	13.1%	13.6%	13.0%	16.0%
WMU	14.5%	14.4%	14.5%	15.0%	15.1%

Source: Office of Budgetary Planning & Analysis

*LSSU - Data for FY18 not available

**FY17 adjusted based on current HEIDI data.

Full-Year Equated Students FY 2020

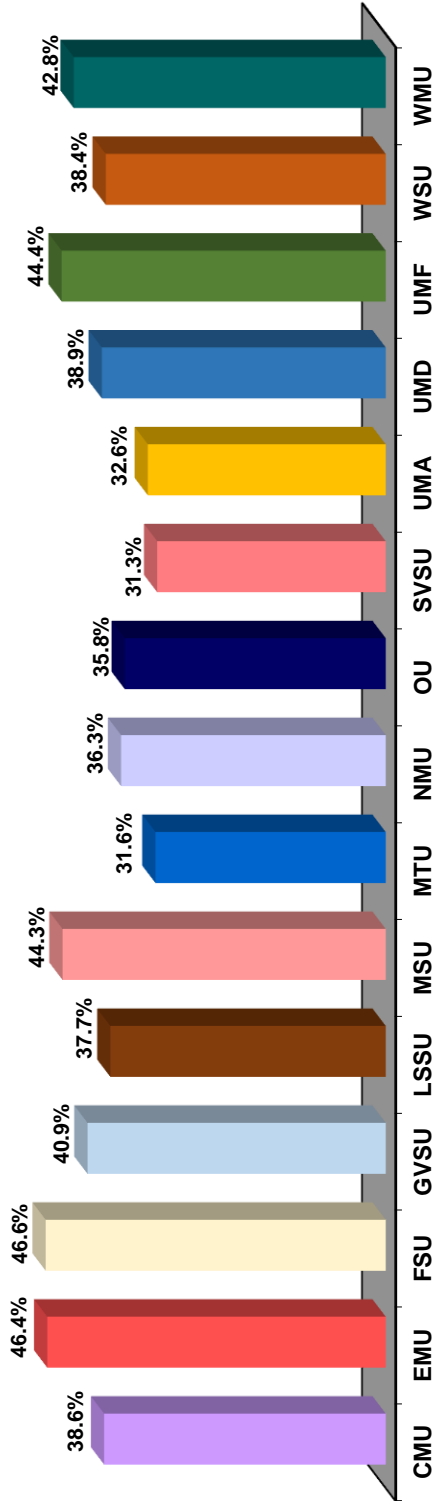


Five Year Trend

	FY '16	FY '17	FY '18	FY '19	FY '20
CMU	20,804	20,203	19,546	18,706	17,104
EMU	17,226	16,725	16,113	15,163	14,133
FSU	12,127	11,637	11,251	10,760	10,196
GVSU	22,705	22,871	22,490	22,442	21,992
LSSU	1,976	1,930	1,826	1,749	1,622
MSU	46,248	45,947	46,014	46,261	47,923
MTU	6,728	6,651	6,629	6,654	6,571
NMU	7,383	6,891	6,713	6,768	6,816
OU	17,841	17,864	17,412	17,349	17,349
SVSU	8,321	7,895	7,438	7,422	7,233
UMA	43,693	45,735	46,855	47,661	49,264
UMD	6,782	6,904	7,046	7,164	7,153
UMF	6,696	6,440	6,248	6,088	5,870
WSU	22,344	22,510	22,603	22,847	23,199
WMU	19,907	19,508	19,352	19,056	18,515

Source: Office of Budgetary Planning & Analysis
 **FY17 adjusted based on current HEIDI data.

Instruction as a Percent of Total General Fund Spending FY 2020

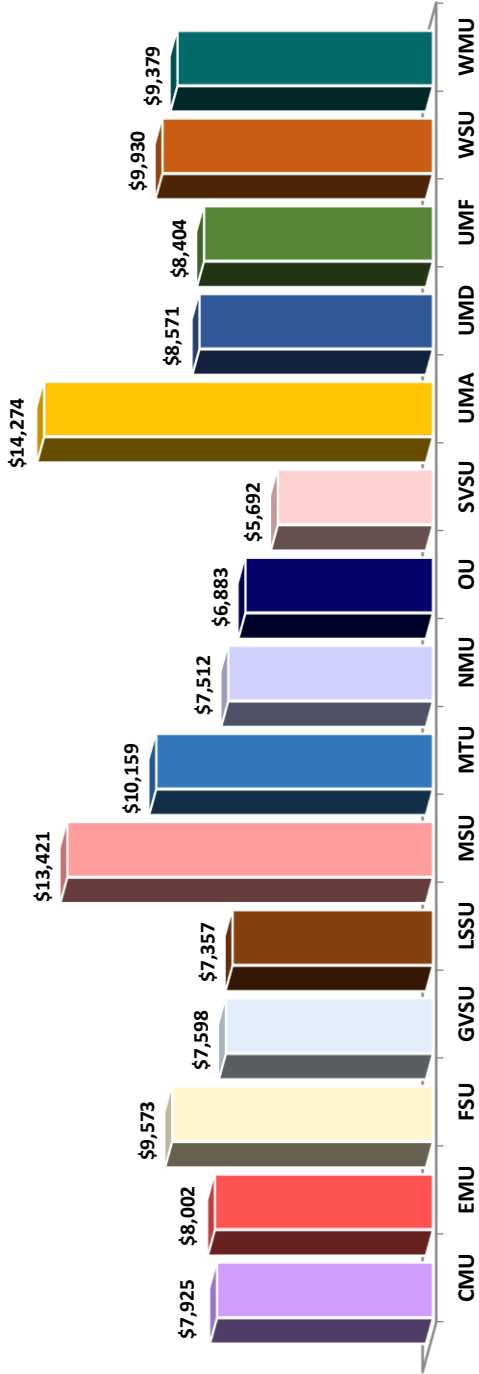


Five Year Trend

	FY '16	FY '17	FY '18	FY '19	FY '20
CMU	39.8%	39.8%	37.8%	38.6%	38.6%
EMU	41.9%	42.8%	42.3%	39.6%	46.4%
FSU	45.0%	45.7%	45.9%	44.6%	46.6%
GVSU	41.7%	41.4%	41.8%	41.4%	40.9%
LSSU	43.8%	35.3%	41.7%	31.9%	37.7%
MSU	43.7%	44.4%	45.0%	43.3%	44.3%
MTU	33.1%	32.3%	31.1%	31.0%	31.6%
NMU	36.5%	35.2%	35.5%	35.5%	36.3%
OU	36.1%	35.3%	35.2%	35.2%	35.8%
SVSU	33.7%	33.2%	33.2%	32.0%	31.3%
UMA	30.1%	28.4%	29.4%	28.7%	32.6%
UMD	39.6%	38.5%	38.9%	39.4%	38.9%
UMF	41.4%	42.6%	44.3%	42.6%	44.4%
WSU	36.0%	33.8%	37.0%	33.3%	38.4%
WMU	42.4%	42.2%	43.0%	42.1%	42.8%

Source: Office of Budgetary Planning & Analysis

Instructional Cost (Spending) per Student FY 2020

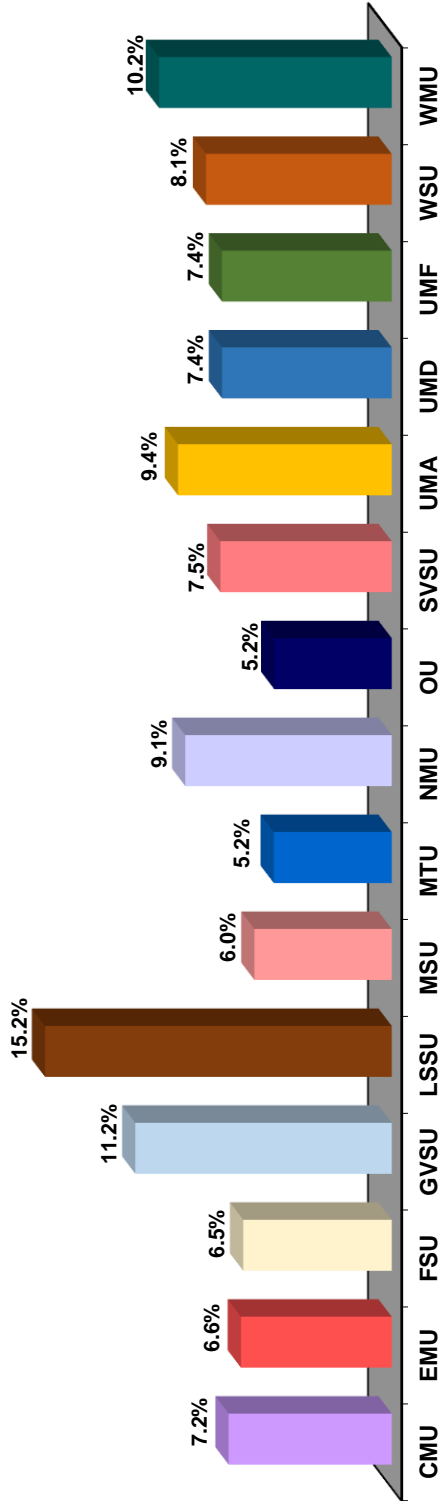


Five Year Trend

	FY '16	FY '17	FY '18	FY '19	FY '20
CMU	\$6,733	\$7,018	\$7,328	\$7,483	\$7,925
EMU	\$7,163	\$7,241	\$7,529	\$7,727	\$8,002
FSU	\$8,010	\$7,938	\$8,605	\$8,725	\$9,573
GVSU	\$6,826	\$7,087	\$7,384	\$7,617	\$7,598
LSSU	\$6,617	\$6,344	\$6,272	\$6,962	\$7,357
MSU	\$12,141	\$13,062	\$13,943	\$13,640	\$13,421
MTU	\$8,774	\$9,274	\$9,598	\$9,687	\$10,159
NMU	\$6,178	\$6,094	\$6,871	\$7,143	\$7,512
OU	\$6,093	\$6,248	\$6,519	\$6,780	\$6,883
SVSU	\$4,969	\$4,906	\$5,511	\$5,595	\$5,692
UMA	\$12,482	\$13,069	\$12,931	\$13,214	\$14,274
UMD	\$7,857	\$8,114	\$8,238	\$8,566	\$8,571
UMF	\$7,338	\$7,447	\$8,055	\$8,111	\$8,404
WSU	\$9,362	\$9,306	\$9,889	\$10,115	\$9,930
WMU	\$8,220	\$8,517	\$8,926	\$9,098	\$9,379

Source: Office of Budgetary Planning & Analysis

Plant Spending as a Percent of Total General Fund Spending FY 2020

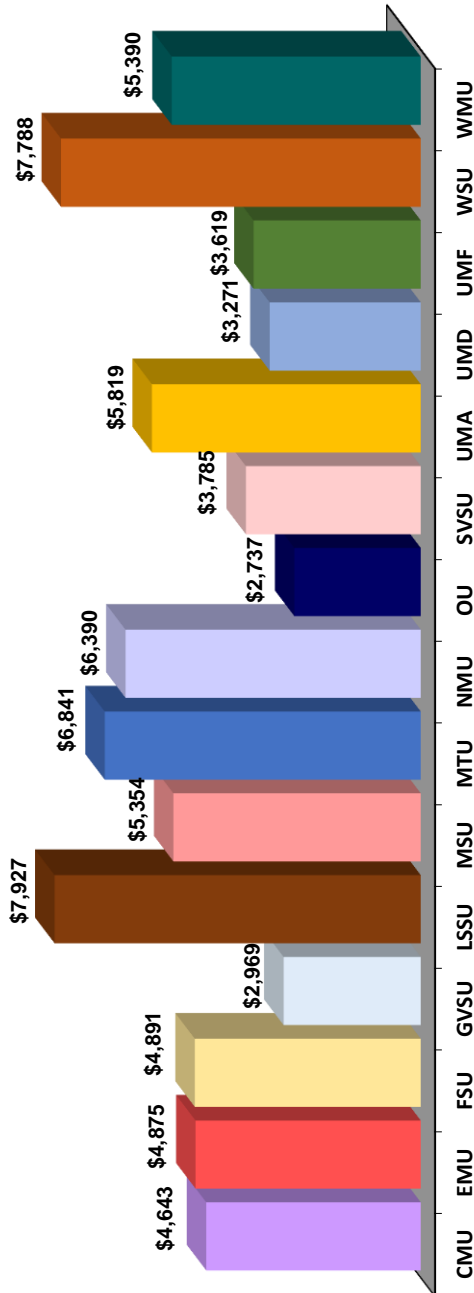


Five Year Trend

	FY '16	FY '17	FY '18	FY '19	FY '20
CMU	6.9%	6.9%	6.5%	6.9%	7.2%
EMU	4.7%	4.7%	5.6%	5.8%	6.6%
FSU	6.9%	6.7%	7.2%	6.9%	6.5%
GVSU	12.4%	12.3%	9.9%	11.6%	11.2%
LSSU	17.7%	12.7%	13.4%	15.0%	15.2%
MSU	7.1%	7.2%	6.3%	6.3%	6.0%
MTU	6.6%	7.6%	6.2%	6.0%	5.2%
NMU	9.9%	9.5%	10.3%	9.9%	9.1%
OU	6.2%	5.9%	5.8%	5.1%	5.2%
SVSU	8.3%	8.2%	8.3%	8.0%	7.5%
UMA	10.5%	11.2%	10.0%	9.5%	9.4%
UMD	8.9%	9.4%	7.1%	7.7%	7.4%
UMF	7.6%	7.6%	8.8%	8.5%	7.4%
WSU	8.9%	8.8%	9.1%	8.3%	8.1%
WMU	10.1%	10.2%	10.5%	10.0%	10.2%

Source: Office of Budgetary Planning & Analysis

State Appropriations per FYES FY 2020

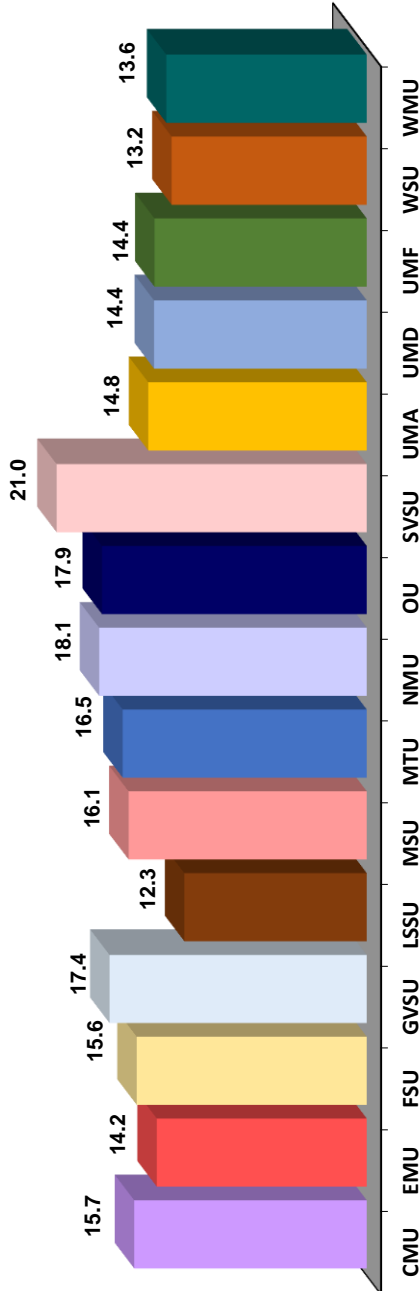


Five Year Trend

	FY '16	FY '17	FY '18	FY '19	FY '20
CMU	\$3,889	\$4,154	\$4,382	\$4,746	\$4,643
EMU	\$4,228	\$4,400	\$4,707	\$5,114	\$4,875
FSU	\$4,142	\$4,491	\$4,772	\$5,111	\$4,891
GVSU	\$2,864	\$2,983	\$3,118	\$3,212	\$2,969
LSSU	\$6,672	\$7,030	\$7,600	\$8,037	\$7,927
MSU	\$5,796	\$6,004	\$6,112	\$6,188	\$5,354
MTU	\$6,935	\$7,232	\$7,404	\$7,507	\$6,841
NMU	\$6,098	\$6,719	\$7,027	\$7,098	\$6,390
OU	\$2,780	\$2,794	\$2,943	\$3,045	\$2,737
SVSU	\$3,379	\$3,688	\$4,004	\$4,115	\$3,785
UMA	\$6,853	\$6,748	\$6,714	\$6,731	\$5,819
UMD	\$3,538	\$3,593	\$3,608	\$3,639	\$3,271
UMF	\$3,250	\$3,501	\$3,691	\$3,874	\$3,619
WSU	\$8,564	\$8,710	\$8,812	\$8,857	\$7,788
WMU	\$5,232	\$5,508	\$5,652	\$5,833	\$5,390

Source: Office of Budgetary Planning & Analysis

Student-to-Faculty Ratio FY 2020



Five Year Trend

	FY '16	FY '17	FY '18	FY '19	FY '20
CMU	14.3	14.8	15.3	15.4	15.7
EMU	14.6	15.0	15.0	14.5	14.2
FSU	15.6	15.4	15.5	15.6	15.6
GVSU	17.6	17.7	17.0	16.8	17.4
LSSU	12.6	12.8	12.9	13.3	12.3
MSU	16.1	15.6	15.5	15.5	16.1
MTU	12.9	12.8	12.7	12.9	16.5
NMU	18.0	17.6	17.1	17.2	18.1
OU	18.5	18.4	18.1	18.0	17.9
SVSU	19.1	18.7	16.3	18.9	21.0
UMA	11.0	11.2	11.1	11.2	14.8
UMD	14.7	14.9	14.6	14.9	14.4
UMF	14.5	14.4	14.0	14.2	14.4
WSU	12.3	11.9	12.0	12.3	13.2
WMU	13.8	13.5	13.5	13.2	13.6

Source: Office of Budgetary Planning & Analysis
 Ratio is now based on Students to All Faculty (previously used instructional faculty only)

Ferris State University Non-Discrimination Statement

Ferris State University does not discriminate on the basis of race, color, religion or creed, national origin, sex, sexual orientation, gender identity, age, marital status, veteran or military status, height, weight, protected disability, genetic information, or any other characteristic protected by applicable State or federal laws or regulations in education, employment, housing, public services, or other University operations, including, but not limited to, admissions, programs, activities, hiring, promotion, discharge, compensation, fringe benefits, job training, classification, referral, or retention. Retaliation against any person making a charge, filing a legitimate complaint, testifying, or participating in any discrimination investigation or proceeding is prohibited.

Students with disabilities requiring assistance or accommodation may contact Educational Counseling & Disabilities Services at (231) 591-3057 ecds@ferris.edu in Big Rapids (including statewide students) or the Director of Counseling and Disability Services for Kendall College of Art and Design (KCAD) at (616) 451-2787 ext. 1136 MarieYowitz@ferris.edu in Grand Rapids. Employees and other members of the University community with disabilities requiring assistance or accommodation may contact the Human Resources Department, 420 Oak St., Big Rapids, MI 49307 or call (231) 591- 2150 Humanresources@ferris.edu.

Inquiries and complaints of disability discrimination may be addressed to the Director of Accessibility, Arts and Sciences Commons 1017, 820 Campus Dr., Big Rapids, MI 49307 or by telephone/email at (231) 591-3057 JulieAlexander@ferris.edu or to the Director of Equal Opportunity, 120 East Cedar St., Big Rapids, MI 49307 or by telephone/email at (231) 591-2152 EqualOpportunity@ferris.edu.

Individuals with complaints of sex discrimination, including sexual harassment, may address those complaints to the Title IX Coordinator, 805 Campus Dr., Big Rapids, MI 49307 or by telephone/email at (231) 591-2088 KaitlinZies@ferris.edu or to a Deputy Title IX Coordinator, including the Director of Equal Opportunity, as above; the Extended and International Operations Director of Student Services, 151 Fountain St. NE, Grand Rapids, MI 49503 or by telephone/email at (616) 643-5741 JocelynGoheen@ferris.edu; and the KCAD Dean of Student Success, 17 Fountain St. NW, Grand Rapids, MI 49503 or by telephone/email at (616) 259-1113 SandyBritton@ferris.edu.

Other inquiries or complaints of discrimination may be addressed to the Director of Equal Opportunity, as above.

Updated August 13, 2020

Reference:

Ferris State University Board Policy Part 7. Equal Opportunity and Non-Discrimination Policy, Subpart 7-3 Policy on Non-Discrimination.

Non-Discrimination Grievance Procedures